



A Socio-Economic Survey on the Syria Palestinian Refugees in the Republic of Turkey

under the Syria Palestinian
Employment and Entrepreneurship
Development (SPEED) Project



ORGANISATION OF
ISLAMIC COOPERATION



STATISTICAL, ECONOMIC AND
SOCIAL RESEARCH AND TRAINING
CENTRE FOR ISLAMIC COUNTRIES

IsDB 
مجموعة البنك الإسلامي للتنمية
Islamic Development Bank Group



TÜRK
KIZILAY

A Socio-Economic Survey on the Syria Palestinian Refugees in the Republic of Turkey

under the

Syria Palestinian Employment and Entrepreneurship Development
(SPEED) Project



© 2019 Statistical, Economic and Social Research and Training Centre for Islamic Countries (SESRIC)

Address: Kudüs Cad. No: 9, Diplomatik Site, 06450 Oran, Ankara -Turkey

Telephone: +90-312-468 6172 | Fax: +90-312-467 3458 | Website: www.sesric.org | E-mail: pubs@sesric.org

All rights reserved

High standards have been applied during processing and preparation stage by the SESRIC to maximize the accuracy of the data included in this work. The denominations and other information shown on any illustrative section or figure do not imply any judgment on the part of the SESRIC concerning the legal status of any entity. Besides it denies any responsibility for any kind of political debate that may arise using the data and information presented in this publication. The boundaries and names shown on the map(s) (if any) presented in this publication do not imply official endorsement or acceptance by the SESRIC.

The material presented in this publication is copyrighted. By the virtue of the copyright it claims and as it encourages dissemination of its publications for the sake of the OIC Member Countries, SESRIC gives the permission to view, copy, and download the material presented provided that these materials are not going to be reused, on whatsoever condition, for commercial purposes.

For permission to reproduce or reprint any part of this publication, please send a request with complete information to the Publication Department of SESRIC at Kudüs Cad., No: 9, Diplomatik Site, 06450 Oran, Ankara -Turkey. All queries on rights and licenses should be addressed to the Publication Department of SESRIC at the aforementioned address.

For additional information, contact Statistics and Information Department of SESRIC through: statistics@sesric.org

Cover design by Savas Pehlivan, Publication Department, SESRIC.

ISBN: 978-975-6427-86-6

Table of Contents

Acknowledgements.....	1
Executive Summary.....	1
Research Design and Methodology.....	3
Research Results and Analysis.....	4
Profile of Respondents.....	4
Social and Living Conditions.....	4
Demographic Characteristics.....	4
Education Level of Respondents.....	5
Housing and Living Conditions of Respondents.....	5
Social Services Benefits.....	5
Income and Labour Market Outcomes.....	6
Employment.....	6
Income.....	7
Language Proficiency.....	7
Skills.....	8
Business.....	9
PROPOSED ACTION ITEMS.....	10
REFERENCES.....	10
ERRATA.....	10
APPENDICES.....	11
Appendix 1: Detailed Profile of Survey Respondents Aged 15 and Over.....	11
Appendix 2: Detailed Skill Distribution by Sub-Domain.....	18
Appendix 3: Desired Detailed Skill Distribution by Sub-Domain.....	20
Appendix 4: Interview Form.....	21

List of Figures

Figure 1: Percent Distribution of Survey Respondents by City of Assessment	3
Figure 2: Age Distribution of Respondents Aged 15 and Over, %.....	4
Figure 3: Marital Status of Respondents Aged 15 and Over, %	4
Figure 4: Disability Status of Respondents Aged 15 and Over, %	5
Figure 5: Educational Status by Highest Diploma of Respondents Aged 15 and Over, %.....	5
Figure 6: Monthly Rental Costs of Respondents, %	5
Figure 7: Receipt of Benefits by Respondents Aged 15 and Over, %	6
Figure 8: Satisfaction of Respondents Aged 15 and Over with the Benefits Received, %	6
Figure 9: Previous Employment Status of Respondents Aged 15 and Over before Coming to Turkey, %	6
Figure 10: Current Employment Status of Respondents in Turkey Aged 15 and Over, %	7
Figure 11: Status of Respondents who were Currently not Working, %.....	7
Figure 12: Barriers to Employment for Respondents Aged 15 and Over, %	7
Figure 13: Distribution of Average Monthly Income, %	7
Figure 14: Skill Distribution of Respondents Aged 15 and Over, %	8
Figure 15: Desired Skill Training Courses by Sectors	8
Figure 16: Sectoral Distribution of Respondents with Business Plans and Ideas	9
Figure 17: Getting Credit from Financial Institutions	9
Figure 18: Why Survey Respondents did not Want to Get Credit from Financial Institutions?	9

List of Tables

Table 1: Profile Summary of the Survey Respondents.....	4
Table 2: Housing and Living Conditions of Respondents	5
Table 3: Type and Frequency of Benefits Received by Respondents Aged 15 and Over, %	6
Table 4: Language Proficiency of Respondents Aged 15 and Over, %	8

Acronyms Used

AFAD	Disaster and Emergency Management Presidency
DGMM	Directorate General of Migration Management
IsDB	Islamic Development Bank
KGF	Credit Guarantee Fund
MoFSP	Ministry of Family and Social Policy
OIC	Organisation of Islamic Cooperation
RHTR	IsDB Group Regional Hub in Turkey
SESRIC	Statistical, Economic and Social Research and Training Centre for Islamic Countries
SPEED	Syria Palestinian Employment and Entrepreneurship Development Project
TOBB	Union of Chambers and Commodity Exchange
TRC	Turkish Red Crescent
TURKSTAT	Turkish Statistical Institute
UNDP	United Nations Development Programme
WAFAA	Wafaa International Group

Acknowledgements

We would like to extend our sincere appreciation to the partners in the Syria-Palestinian Employment and Entrepreneurship Development (SPEED) Project including:

- Islamic Development Bank (IsDB) Group
- Statistical, Economic and Social Research and Training Centre for Islamic Countries (SESRIC)
- Turkish Red Crescent (Kızılay, TRC)
- Disaster and Emergency Management Presidency (AFAD)
- Credit Guarantee Fund (KGF)
- Union of Chambers and Commodity Exchange (TOBB)
- United Nations Development Program (UNDP)
- Wafaa International Group (WAFAA)

The existing close partnership amongst the partners of the SPEED Project has provided us with the unique opportunity to realise our mutual objective of enhancing the lives of Syria Palestinians Refugees in Turkey through offering necessary assistance in a bid to see them integrated into all social and economic aspects of life in the country. In order to identify the socio-economic needs and professional skills of Syria Palestinian Refugees at a level that would help them merge with the socio-economic sphere of Turkey, a detailed survey was conducted with 141 families and 605 individuals all over the country.

In this context, we would like to extend our sincere appreciation to the Turkish Red Crescent for their relentless support in providing the required human resources and allowing the use of TRC's premises for conducting the surveys at their 14 Community Centres across Turkey. Similarly, we would also like to present our gratitude to the Turkish Directorate General of Migration Management (DGMM) for their invaluable assistance with the full list and contact information of Syria Palestinians Refugees in Turkey.

Moreover, our special thanks go to SESRIC for the essentially crucial role they have played during the analytical assessment phase of the SPEED Project by carrying out the data entry and conducting a comprehensive analysis of the survey results and preparing the report. The report has been prepared, under the general guidance of H.E. Mr Nebil DABUR, Director General of SESRIC, by a team at SESRIC led by Dr Atilla KARAMAN, Director of Statistics and Information Department, and including Dr Ahmet OZTURK, Mr Syed Tahir MAHMUD, and Ms Fatma YILMAZ. Additionally, Mr Syed Tahir MAHMUD, Mr Muzamil Edema, Ms Fatma YILMAZ, Ms Sophie NANYONGA, and Mr Alou DEMBELE assisted with the data entry. Mr Davron ISHNAZAROV and Mr Abdulhamit OZTURK also provided comments.

And last but not least, we would like to present our gratitude to the IsDB Group Regional Hub in Turkey (RHTR) for their visibly significant role in facilitating all necessary steps for the social assessment phase of the project as well as the all-out support and necessary coordination for securing a constant and reliable flow of communication amongst the partners of the SPEED Project. Moreover, we would like to extend our deep appreciation to the Embassy of the State of Palestine to the Republic of Turkey for their constant cooperation and coordination during the social assessment part of SPEED Project.

We believe that the report shall shed light on formulating our future action plan and interventions that would ensure the empowerment of the Syria Palestinian Refugees families socially, psychologically, medically, educationally and economically.

It is our firm belief that the SPEED Project has a great potential to serve as a pilot model for economic empowerment of the disadvantaged groups, especially for victims of protracted crises and those living in under fragile circumstances. Therefore, ensuring the success of the SPEED Project would yield some replicable noble outcomes for the entire disadvantaged people all across the world.

Mr. Nebil DABUR
Director General
SESRIC

Mr. Salah JELASSI
Regional Manager
IsDB Regional Hub in Turkey

Dr. İbrahim Altan
Director General
Turkish Red Crescent

Executive Summary

The 13th Islamic Summit Conference (Unity and Solidarity for Justice and Peace) held in Istanbul in April 2016 called for support and scaling up the program of economic empowerment for the Palestinian people and called upon governments, private sectors, organisations and individuals to contribute to its resources.

As a response to this call, the partnership titled “**Syria-Palestinian Employment and Entrepreneurship Development (SPEED)**”, was launched by the Islamic Development Bank (IsDB) Group; Statistical, Economic and Social Research and Training Centre for Islamic Countries (SESRIC); Turkish Red Crescent (TRC); Disaster and Emergency Management Presidency of Turkey (AFAD); Union of Chambers and Commodity Exchange of Turkey (TOBB); Credit Guarantee Fund of Turkey (KGF); United Nations Development Program (UNDP); and Wafaa International Group (WAFAA).

The partnership aims to increase economic empowerment of the Palestinian refugee families with social, psychological, and educational perspectives.

The Socio-Economic Survey on the Syria Palestinian Refugees in Turkey was implemented under the SPEED Project in the second half of 2018. SESRIC and TRC designed a questionnaire with active support from all partners of the SPEED Project and other international and Turkish organizations including Palestinian Embassy in Ankara, Turkish Directorate General of Migration Management (DGMM), and Ministry of Family and Social Policy of Turkey (MoFSP).

The current report aims at reflecting the Syria Palestinian refugees’ experiences and challenges in Turkey and suggesting actionable recommendations to improve their economic and social well-being.

This report begins with the research design and methodology, followed by research results and analysis. This section presents a summary of key findings and recommended actions.

Human Capital

The majority of respondents (55%) are young adults (aged 15-34). Education level/attainment is one of the primary indicators of quality of human capital. A previous research (AFAD, 2017) recorded that the share of upper-secondary education attainment was

25% for all Syrian refugees in Turkey, whereas the SPEED Survey results revealed that this rate was 47% for Syria Palestinian respondents. In this regard, the education level of Syria Palestinian refugees seems more comparable with the Turkish people. According to the Turkish Statistical Institute (TurkStat), the share of upper-secondary education attainment in Turkey was 40% for 2017. Even though the upper-secondary education attainment was high for the Syria Palestinians covered in the Survey, only 63% of them could speak Turkish but only one-fifth of this group expressed that their Turkish language proficiency level was high. Furthermore, it was found that among Syria Palestinians, the language barrier is one of the top three reasons for not participating in the labour force in Turkey. Therefore, most of the respondents (80%) expressed their willingness to attend Turkish language courses.

Recommendations

Interactive Turkish language courses should be organized for the adult population of Syria Palestinians in Turkey. These courses will enrich their communication skills and would also help them to integrate into the Turkish social and economic life more easily and successfully.

Social Services Benefits

Majority of the respondents (58%) said that they did not receive any kind of social service benefits. Food and financial aids were the two main types of social benefits received by survey respondents. Most refugees reported that they irregularly received these benefits. Majority of the refugees who received social benefits (44%) were not satisfied. Respondents were also asked whether they need any type of support and if they need, what kind of support should be provided to them. Almost all families stated that they need social support, specifically in the form of either financial aid or other support.

Recommendations

Regular financial aid or family-specific support structures should be designed to improve the economic and social well-being of the Syria Palestinian refugees in Turkey.

Employment

The employment to population ratio of the respondents was 44%, and the unemployment rate was 36% when the interviews were conducted.

Regarding the employment status, the share of both employers and full-time employees decreased 10 percentage points after the Syria Palestinian refugees came to Turkey. The share of part time and irregular employees increased 8 and 11 percentage points, respectively. In terms of skills assessment, 20% of the respondents have shown an interest in developing their capacities in 66 different skills. Since the labour force participation rate for the respondents was 70%, over one third of the respondents in the labour force wanted to either further develop their capacities or learn new skills. The participants were also asked whether they applied for a job in Turkey if they were not working. Only 27% of the respondents replied positively while 73% of them came up with a negative response. It is noteworthy that only 6% of the respondents received a positive response from their applications while 28% of them did not apply to any jobs due to some barriers. The top three reasons cited for not working are job-worker mismatch, language difficulty as well as age, health, and disability barriers.

Recommendations

In order to increase the competencies of Syria Palestinian refugees, vocational trainings and courses should be provided to develop their knowledge and skills. The vocational training program under the SPEED Project is recommended to start in Kilis and Mersin in the most desired specific skill areas, such as “Hairdressers, beauticians and related workers”, “Greenhouse farmers”, “Sewing, embroidery and related workers”, “Tailors, dressmakers, furriers and hatters”, and “Cobblers, shoemakers and related workers”. Other demanders living in neighbouring provinces can also be invited to attend these courses. The Syria Palestinian refugees should also be integrated into vocational training courses organized by national and international institutions, particularly by Turkish Employment Agency (İŞKUR), in their provinces of residence.

Opportunities for information sharing, connecting with employers, and professional networking for immigrant job-seekers should be increased. The Syria Palestinian refugees should be informed about the career paths, required education and accreditation, and labour market needs.

Business Ownership

The survey respondents were asked if their families currently have any income-generating businesses. Only 2 out of 82 respondents replied that their families had an income-generating business.

Additionally, only one third of the respondents (37%) had a bank account. On the other hand, majority of the respondents (53%) reported that their families or one of their family members wanted to start a business soon. Almost 9 in 10 (89%) in this group expressed that they had also a business plan for their business ideas. 55% of the respondents wanted to get credit from a financial institution for expanding their existing businesses or funding new business projects. However, 92% of the respondents had no collateral or any type of property to present as a guarantee for funding to be possibly required from a financial institution. Moreover, 21% of the respondents reported religious issues as a reason for their lack of will to use credits from financial institutions.

Recommendations

Financial inclusion is an important pillar of refugee integration. In order to increase refugees’ access to financial products, affordable customised credit programmes for refugees should be designed bearing in mind that they have no credit history and no opportunities to provide/pledge any type of guarantees to financial institutions. It is strongly advised to increase the dialogue and coordination among bankers, regulators, and the refugees in order to design the most appropriate financial products and services for refugees. Islamic (social) finance instruments may be utilised in this regard.

Research Design and Methodology

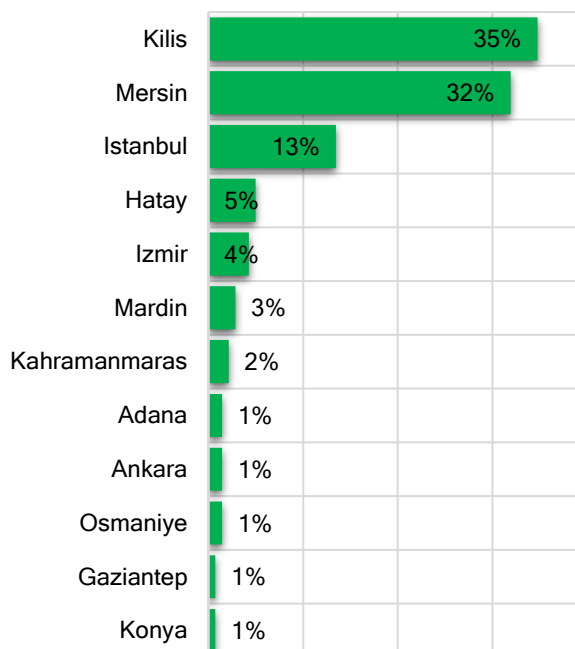
The questionnaire form was prepared by SESRIC and TRC with active support from international and Turkish institutions including the IsDB Group Regional Hub in Turkey, Palestinian Embassy in Ankara, AFAD, TOBB, KGF, WAFAA, UNDP, and MoFSP. The form was originally prepared in English by SESRIC based on previous samples provided by the IsDB and TRC and then translated into Arabic by SESRIC. The Turkish translation was provided by TRC.

Before conducting the survey, a pilot implementation was conducted with five Syria Palestinian families by the TRC. The pilot implementation took place in the Community Centre of TRC in the Altindag District of Ankara on 9 July 2018. The observers from SESRIC, Embassy of the State of Palestine in Turkey and IsDB Regional Hub in Turkey were also present during the pilot implementation. The TRC provided the transportation for the five families between their residences and the Community Centre. In the pilot phase, information from more than 30 Syria Palestinian refugees was collected. Both head and almost all members of the families were present at the TRC Community Centre for the pilot implementation. However, it was observed that participation of only head of family, who has the full-knowledge and information regarding all family members, would have been sufficient. Therefore, physical presence of all family members for the main survey was proposed not to be required. Based on the feedback received during the pilot phase, SESRIC made the necessary amendments on the questionnaire form.

After this phase, TRC facilitated the completion of 141 questionnaire forms in Turkish with the help of Arabic translators at 14 Community Centres in 12 provinces of Turkey (Figure 1). 67% of the questionnaires were completed in Kilis and Mersin provinces.

The TRC reached out to 542 people out of 937 Syria Palestinians whose contact information had been previously acquired from the Turkish Directorate General of Migration Management (DGMM). Additionally, the TRC surveyed 63 people who had not been already included in the list provided by the DGMM. The total number of participants is 605, but our analysis considers respondents aged 15 and over. Thus, the total number of observations used in the analysis is 378. All questions in the survey were asked to interviewees. A detailed profile of survey respondents is available in Appendix 1.

Figure 1: Percent Distribution of Survey Respondents by City of Assessment



Source: SESRIC staff calculations.

The questionnaire form was designed to gather information about migrants' profiles including; age, gender, levels of education, Turkish proficiency level, and labour market outcomes. The percentage distribution method was used to analyse the survey data. Since all questions were raised to all interviewees, the analysis sample could be restricted in some cases based on the context. For instance, "Did you receive any kind of social services benefits / assistance?" and "What is your satisfaction level with the social services benefits received in the past year?" were posed to all participants. On the other hand, the satisfaction level with the social services benefits received was analysed based on the restricted sample in which participants said "Yes" to the question of "Did you receive any kind of social services benefits / assistance?". Therefore, the percentage distribution in "Research Results and Analysis" section may be different than the "Detailed Profile of Survey Respondents" in Appendix 1.

Statistical inferences from the sample survey should be interpreted with caution due to the small sample size that focuses on a hard-to-reach refugee group. Furthermore, special care was taken to maintain the confidentiality of the information provided by participants in this survey.

Research Results and Analysis

This section provides a detailed analysis of the primary data collected using quantitative methods. In total, 141 questionnaire forms were completed which included data on 605 Syria Palestinians.

Profile of Respondents

Data was collected about respondents' age, gender, length of time in Turkey, highest level of education completed, language proficiency levels, and labour market outcomes. Table 1 provides a summary on the profiles of those aged 15 and over.

Table 1: Profile Summary of the Survey Respondents

Characteristics	Description
Age	26%: 15-24 years of age 29%: 25-34 years of age
Gender	53%: Female 47%: Male
Length of Time in Turkey	13%: Less than 2 years 72%: Between 2 and 5 years 16%: More than 5 years
Highest Level of Education Completed	14%: Higher education 33%: High school
Turkish Language Proficiency Level	11%: Advanced level 23%: Intermediate level 28%: Starter level 63%: Turkish language capability at different levels
Labour Market Outcomes	1%: Self-employed 19%: With full-time job 12%: With part-time job 13%: With irregular jobs 44%: Employment to population ratio 36%: Unemployment rate 70%: Labour force participation rate

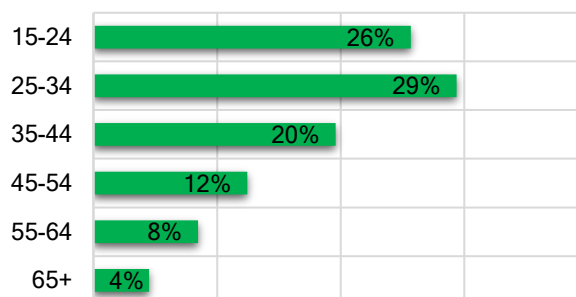
Source: SESRIC staff calculations.

Social and Living Conditions

Demographic Characteristics

Figure 2 illustrates the age distribution of Syria Palestinian refugees covered in the survey. The majority of participants (55%) are young adults (aged 15-34). The share of elderly people, on the other hand, is just 4%.

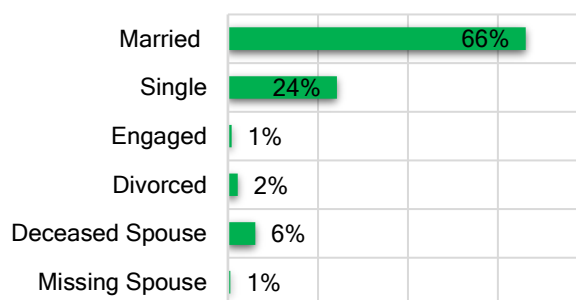
Figure 2: Age Distribution of Respondents Aged 15 and Over, %



Source: SESRIC staff calculations.

Figure 3 shows the marital status of respondents. Nearly 7 in 10 (66%) are married. One-quarter of refugees reported that they are single.

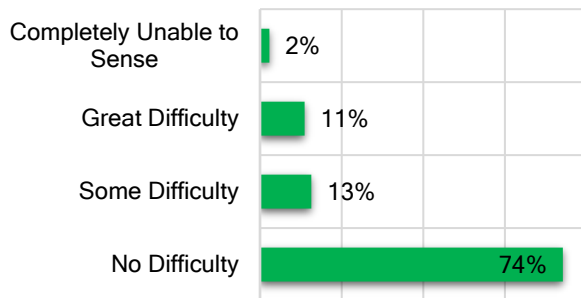
Figure 3: Marital Status of Respondents Aged 15 and Over, %



Source: SESRIC staff calculations.

Respondents were asked specifically whether any member of the family suffers from disorders related to vision, hearing, movement, understanding, and/or communication. As given in Figure 4, one-quarter of refugees reported that they have some level of health issues in one of these five categories. 13% said they have some difficulty, 11% said they have great difficulty, and 2% said they are completely unable to sense in vision or hearing or movement or understanding or communication.

Figure 4: Disability Status of Respondents Aged 15 and Over, %

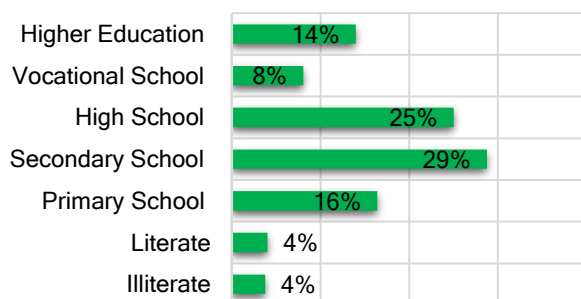


Source: SESRIC staff calculations.

Education Level of Respondents

The education level of Syria Palestinian respondents aged 15 years and over is presented in Figure 5. Almost half of the respondents (47%) have an upper secondary education diploma while this ratio was 40% for Turkish population according to TurkStat for 2017. In fact, the share of high school and higher education attainments of respondents was 33% and 14% respectively, while those rates were 23% and 17% respectively for Turkish population in 2017. This finding suggests that respondents are not so different from the Turkish population in terms of educational attainment. Furthermore, respondents have more educational attainment than all Syrian refugees in Turkey. According to AFAD (2017) report, the share of high school and higher education attainment for all Syrian refugees in Turkey was 15% and 10%, respectively which made the upper secondary education diploma rate was 25%¹.

Figure 5: Educational Status by Highest Diploma of Respondents Aged 15 and Over, %



Source: SESRIC staff calculations.

Housing and Living Conditions of Respondents

Living conditions for respondent families are summarized in Table 2. The share of composite households was still 19%, majority of respondent families (67%) lived in apartments and almost all respondent families paid rent.

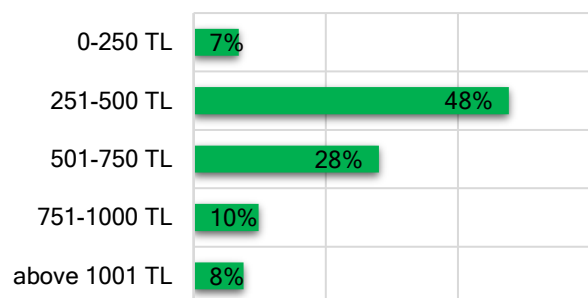
Table 2: Housing and Living Conditions of Respondents

Characteristics	Description
Household Type	81% respondents lived with their families only in the household, whereas 19% respondents lived in composite households
Type of Residence	67% respondent families lived in flat/apartment, 10% respondent families lived in shanty settlements, and 23% respondent families lived in other type of residence
Paying Rent	97% respondent families paid rent

Source: SESRIC staff calculations.

Figure 6 exhibits that the amount of monthly rent they paid. More than half of Syria Palestinians households (55%) covered in the survey lived in some regions where they paid less than 500 TL in 2018.

Figure 6: Monthly Rental Costs of Respondents, %



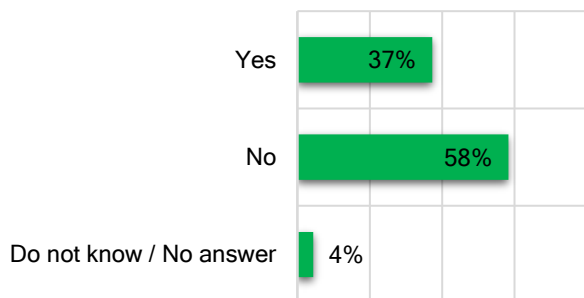
Source: SESRIC staff calculations.

Social Services Benefits

Majority of respondents (58%) said that they did not receive any kind of social services benefits (Figure 7).

¹ AFAD analysis was made for those aged 6 years and over.

Figure 7: Receipt of Benefits by Respondents Aged 15 and Over, %



Source: SESRIC staff calculations.

Table 3 shows the type and frequency of social services received by respondents. Accordingly, food and financial aid were two main types of social benefits received. Most refugees said they received benefits irregularly except for the financial aid. 56% of respondents who received financial aid reported that they received the aid monthly.

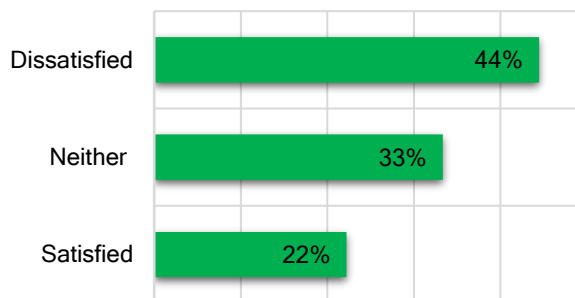
Table 3: Type and Frequency of Benefits Received by Respondents Aged 15 and Over, %

Continuous	Monthly	Quarterly	Semi-Annually / Annually	Irregular
Food (N=75)				
1%	15%	9%	16%	59%
Non-Food (N=15)				
		20%		80%
Institutional Care Aid (N=3)				
				100%
Financial Aid (N=85)				
4%	56%	1%	4%	35%
Other (N=8)				
	13%		25%	63%

Source: SESRIC staff calculations.

44% of the respondents, who said they received some forms of social services benefits, were not satisfied. Only 22% of respondents in this restricted sample were satisfied. On the other hand, 33% of respondents were neither dissatisfied nor satisfied (Figure 8).

Figure 8: Satisfaction of Respondents Aged 15 and Over with the Benefits Received, %



Source: SESRIC staff calculations.

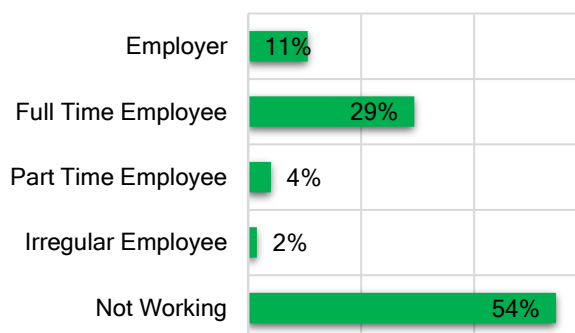
Survey respondents were also inquired whether they needed any type of support and if so, what kind of support should be provided to them. Almost all families stated that they have social support needs, specifically, most families indicated either financial aid or some other support types not mentioned in the questionnaire form.

Income and Labour Market Outcomes

Employment

Figure 9 illustrates the previous employment status of respondents before coming to Turkey. Employment to population ratio of respondents was 46% when they were in Syria. About 1 in 10 refugees (11%) aged over 15 were employers and nearly 3 in 10 (29%) refugees were full time employees.

Figure 9: Previous Employment Status of Respondents Aged 15 and Over before Coming to Turkey, %

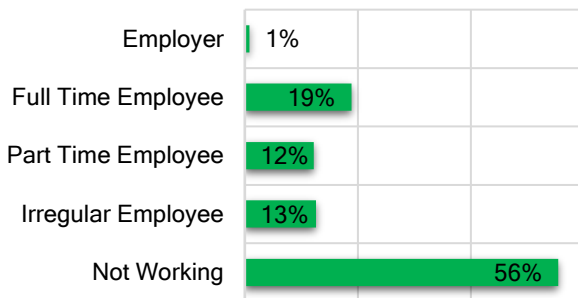


Source: SESRIC staff calculations.

The current employment status of respondents at the time of the interview is given in Figure 10. It is observed that the share of both employers and full-time employees decreased 10 percentage points after arrival in Turkey. Additionally, the share of part

time and irregular employees increased 8 and 11 percentage points, respectively.

Figure 10: Current Employment Status of Respondents in Turkey Aged 15 and Over, %

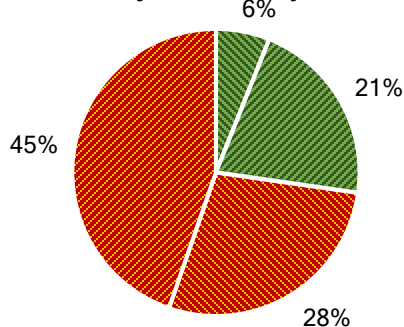


Source: SESRIC staff calculations.

Respondents were also asked whether they were willing to work if they did not work at the time of interview. With this question, the respondents who were “not working but willing to work” could be differentiated from those who were “not working and is not willing to work”. Based on this distinction, respondents who were “not working but willing to work” were classified as unemployed. Accordingly, the unemployment rate for participants were 36% at the time of interview. Additionally, participants were asked whether they applied for a job in Turkey if they were not working. Only 27% participants said yes, but 73% said no. It is worth noting that only 6% received positive responses to their job applications and 28% did not apply to any jobs due to some barriers (Figure 11).

Figure 11: Status of Respondents who were Currently not Working, %

If you are not working; did you apply for a job in Turkey?

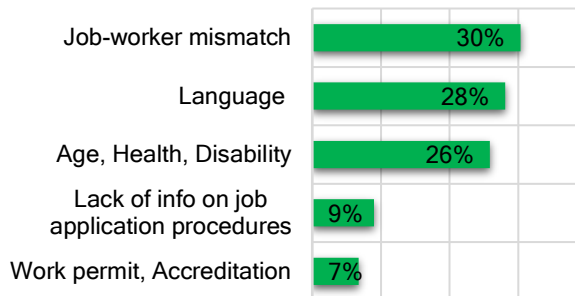


- 6% YES, I applied and received positive response
- 21% YES, I applied but received negative response
- 28% NO, I could not apply due to some barriers
- 45% NO, I did not apply at all

Source: SESRIC staff calculations.

Barriers to employment are reclassified based on an open-ended question and findings are displayed in Figure 12. The top three reasons for not working are job-worker mismatch, language difficulty and age, health, disability barriers. Job-worker mismatch mainly includes occupational mismatch, low payment, and long working hours.

Figure 12: Barriers to Employment for Respondents Aged 15 and Over, %

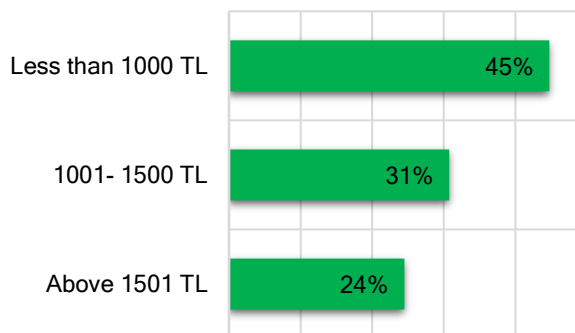


Source: SESRIC staff calculations.

Income

Figure 13 summarizes the average monthly income of respondents who declared an income and aged 15 and over. Majority of them (45%) had a monthly income that was less than 1,000 TL in 2018. The share of refugees whose income was over 1,500 TL was just 24%. As a general observation, while income increases, the share of social benefits in refugees’ income decreases.

Figure 13: Distribution of Average Monthly Income, %



Source: SESRIC staff calculations.

Language Proficiency

Table 4 provides the proficiency level of respondents in Arabic, English and Turkish. Almost all (98%) respondents were Arabic native speakers. Among them, 46% and 63% said they could speak English

and Turkish, respectively. The share of higher proficiency among English speakers was 20% and among Turkish speakers was 17%. The respondents were also asked whether they wanted to attend a Turkish language course if they had such an opportunity. More than 8 in 10 participants (80%) expressed willingness to attend a Turkish language course.

Table 4: Language Proficiency of Respondents Aged 15 and Over, %

Starter	Intermediate	Advanced	Native
Arabic (N=364)			
2%	0%	0%	98%
English (N=166)			
36%	42%	20%	1%
Turkish (N=228)			
44%	37%	17%	1%

Source: SESRIC staff calculations.

Skills

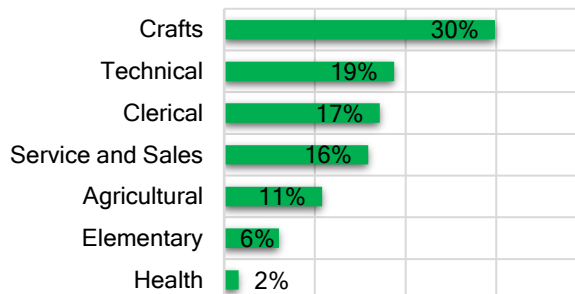
In order to support and improve the conditions of Syria Palestinian refugees, it is important that they have access to opportunities to earn their own livelihoods and become economically self-dependant. In this context, one section of the questionnaire was dedicated to the available skill sets, how these were acquired and whether they liked to obtain any skills by attending a training. The 77 skills classified under seven categories, namely agricultural, crafts, service and sales, clerical, elementary, health and technical were made available in the questionnaire form.

Based on the responses received, the skills distribution of respondents is presented in Figure 14. 30% of the respondents stated having skills in crafts, followed by technical with 19%, clerical with 17%, services and sales with 16%, agriculture with 11%, elementary with 6%, and health with 2%, respectively. The detailed skill distribution by sub-domain is provided in Appendix 2. These skills were obtained either by working, trainings or formal education².

Besides, the available skills in the surveyed Syria Palestinian refugees, 20% of respondents have shown interest in developing their capacities in 66 skills. Since the labour force participation rate for survey respondents is 70%, over one third of respondents in the labour force wanted to either further develop their capacities or to learn these

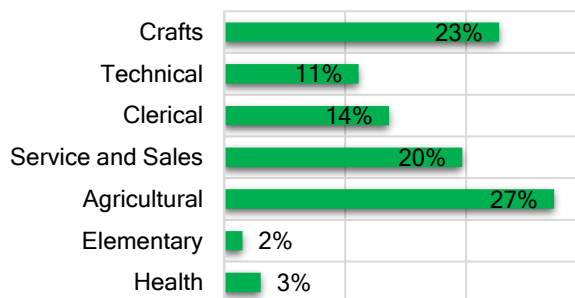
skills. The most demanded skill category is agriculture by 27% of respondents, followed by crafts with 23% and service and sales with 20% as shown in Figure 15.

Figure 14: Skill Distribution of Respondents Aged 15 and Over, %



Source: SESRIC staff calculations.

Figure 15: Desired Skill Training Courses by Sectors



Source: SESRIC staff calculations.

Specifically, the top five demanded vocational trainings are listed as follows: “Hairdressers, beauticians and related workers”, “Greenhouse farmers”, “Sewing, embroidery and related workers”, “Tailors, dressmakers, furriers and hatters”, and “Cobblers, shoemakers and related workers”. More than half of the respondents who demand the vocational training courses lived in Kilis and Mersin. Therefore, the vocational training program under the SPEED Project could be started in Kilis and Mersin with the above top five vocational trainings. The other demanders lived in neighbouring provinces can also be invited to attend these courses. The Syria Palestinian refugees should also be integrated in vocational training courses organized by national, particularly by İŞKUR, and international institutions in their provinces of residence. The detailed desired

² Survey respondents were allowed to choose more than one skill. Therefore, the percentage distribution of skills is based on total skills.

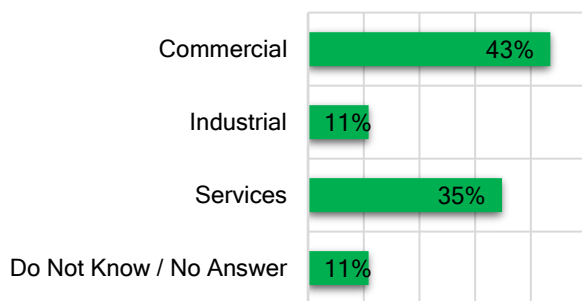
skill distribution by sub-domain is provided in Appendix 3.

Business

This final sub-section presents survey respondents' existing business situation, their financial inclusion and their future business plans or ideas. Survey respondents were asked if their families currently have any income-generating businesses. Only 2 out of 82 respondents confirmed their families had an income-generating business. Additionally, only one third of respondents (37%) had a bank account.

The survey also included questions on Syria Palestinian refugees' future possible business plans. They were first asked whether their families or one of their family members want to start a business soon. Majority of the respondents (53%) said "Yes". Almost 9 in 10 (89%) in this group said they had also a business plan for their ideas. Figure 16 shows the nature of the project ideas of respondents with business plans and ideas.

Figure 16: Sectoral Distribution of Respondents with Business Plans and Ideas



Source: SESRIC staff calculations.

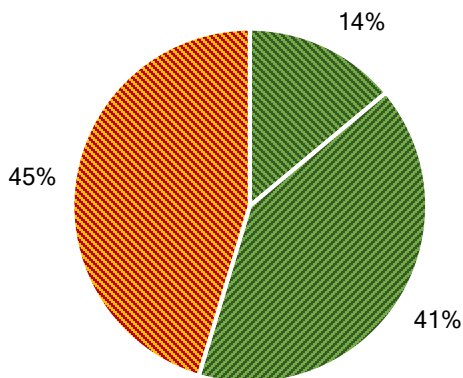
The respondents were asked whether their business expansion or new business ideas required funding and they wanted to get credit from financial institutions. As clearly seen from Figure 17, majority of respondents (55%) said "Yes". However, most of the respondents (92%) also said they had no opportunities to provide/pledge any type of guarantees to the banks. Figure 18, on the other hand, provides the reasons why respondents did not want to use credit when needed. It is worth noting that 21% of respondents reported religious issues as reasons for their unwillingness to use credits from financial institutions.

There are also questions on home productivity. 18 participants said their family members had some production activities at home. 6 participants reported

that these activities were only for household consumption purposes. Other respondents said these were for only marketing or household consumption and marketing.

Figure 17: Getting Credit from Financial Institutions

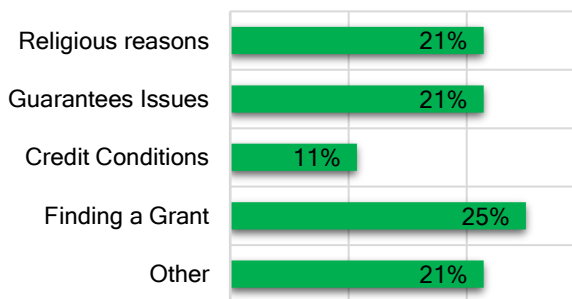
If business expansion or new business idea requires funding, do you want to get credit from financial institutions?



- 14% YES, without hesitation
- 41% YES, if the credit conditions are acceptable
- 45% NO

Source: SESRIC staff calculations.

Figure 18: Why Survey Respondents did not Want to Get Credit from Financial Institutions?



Source: SESRIC staff calculations.

PROPOSED ACTION ITEMS

Based on the analysis carried out on the responses collected, the following are proposed as possible action items to be considered by the SPEED Project partners.

1. Interactive Turkish language courses should be organized for the adult Syria Palestinian population.
2. In order to increase the competencies of Syria Palestinians, vocational trainings and courses should be provided to develop their knowledge and skills.
3. Interactive Turkish language courses and the vocational training program under the SPEED Project should start in Kilis and Mersin as the majority of Syria Palestinian refugees live in these two provinces. Those living in neighbouring provinces should also be invited to attend these courses.
4. The vocational trainings should prioritise “Hairdressers, beauticians and related workers”, “Greenhouse farmers”, “Sewing, embroidery and related workers”, “Tailors, dressmakers, furriers and hatters”, and “Cobblers, shoemakers and related workers”.
5. Syria Palestinian refugees should also be integrated into vocational training courses organized by national and international institutions, particularly by ISKUR (Turkish Employment Agency), in their provinces of residence.
6. Regular financial aid or family-specific support structures should be designed to improve economic and social wellbeing of the Syria Palestinian refugees.
7. Opportunities for information sharing, connecting with employers, and professional networking for immigrant job-seekers should be increased.
8. Syria Palestinian refugees should be informed about the career paths, required education and accreditation, and labour market needs.
9. In order to increase the access to financial products, affordable customised credit programmes for refugees should be designed bearing in mind that they have no credit history and no opportunities to provide/pledge any type of guarantees to financial institutions.
10. It is strongly advised to increase the dialogue and coordination among bankers, regulators, and the refugees in order to design the most appropriate financial products and services for refugees’ use.
11. Islamic (social) finance instruments should also be utilised.

REFERENCES

1. AFAD, 2017, “Field Survey on Demographic View, Living Conditions and Future Expectations of Syrians in Turkey”.

ERRATA

Although all content found in the report was compiled with due care, errors cannot be entirely excluded. Therefore, please visit <http://www.sesric.org> for list of errata, if any.

APPENDICES

Appendix 1: Detailed Profile of Survey Respondents Aged 15 and Over

Detailed Profile of Survey Respondents	Frequency	Percentage
Gender (Female / Male)		
Female	199	53.21
Male	175	46.79
Total	374	100
Marital Status		
Single	89	24.45
Engaged	3	0.82
Married	240	65.93
Divorced	8	2.2
Deceased Spouse	22	6.04
Missing Spouse	2	0.55
Total	364	100
Latest Educational Status		
Illiterate	14	3.75
Can Read and Write	15	4.02
Primary School Diploma	61	16.35
Secondary School Diploma	108	28.95
High School Diploma	93	24.93
Vocational School Diploma	30	8.04
Tertiary School Diploma (BA/BS or equivalent)	48	12.87
Master Diploma (MA/MMS or equivalent)	4	1.07
PhD Diploma	-	-
Total	373	100
Currently Enrolled In		
Pre-primary School	-	-
Primary School	4	9.52
Secondary School	-	-
High School	16	38.1
Vocational School or Training	5	11.9
Tertiary School Diploma (BA/BS or equivalent)	17	40.48
Master Diploma (MA/MMS or equivalent)	-	-
PhD Diploma	-	-
Total	42	100
What is your major?		
Health Sciences (medicine, nursing, midwifery, etc.)	8	8.7
Engineering (electrical, computer, mechanical, etc.)	25	27.17
Economy Sciences (economy, management, marketing, statistics, etc)	4	4.35
Education Sciences (teaching, etc.)	16	17.39
Social Sciences (political science, international relations, sociology, psychology, etc.)	6	6.52
Arts, Language and Literature (philology, translation, interpretation, archaeology, etc.)	7	7.61
Fundamental Sciences (mathematics, physics, chemistry, etc.)	6	6.52
Other	20	21.74
Total	92	100
Does the member suffer any difficulties in vision?		
No difficulty	238	79.33
Some difficulty	43	14.33
Great difficulty	18	6
Completely unable to sense	1	0.33
Total	300	100
Does the member suffer any difficulties in hearing?		
No difficulty	275	92.59
Some difficulty	10	3.37
Great difficulty	6	2.02
Completely unable to sense	6	2.02
Total	297	100

Detailed Profile of Survey Respondents	Frequency	Percentage
Does the member suffer any difficulties in movement?		
No difficulty	267	91.75
Some difficulty	10	3.44
Great difficulty	13	4.47
Completely unable to sense	1	0.34
Total	291	100
Does the member suffer any difficulties in communication?		
No difficulty	279	96.54
Some difficulty	3	1.04
Great difficulty	3	1.04
Completely unable to sense	4	1.38
Total	289	100
Does the member suffer any difficulties in understanding?		
No difficulty	281	97.23
Some difficulty	1	0.35
Great difficulty	3	1.04
Completely unable to sense	4	1.38
Total	289	100
Did you receive any kind of social services benefits / assistance?		
Yes	94	37.15
No	148	58.5
Do not know / no answer	11	4.35
Total	253	100
What is the TYPE and FREQUENCY of social services benefits received? FOOD (food parcels and vouchers, school feeding, etc.)		
Continuous	1	1.33
Monthly	11	14.67
Quarterly (3 months)	7	9.33
Semi-annually	3	4
Annually	9	12
Irregular	44	58.67
Total	75	100
What is the TYPE and FREQUENCY of social services benefits received? NON-FOOD (hygiene kits, baby kits, blankets, furniture, school stationary, etc.)		
Continuous	-	-
Weekly	-	-
Monthly	-	-
Quarterly (3 months)	3	20
Semi-annually	-	-
Annually	-	-
Irregular	12	80
Total	15	100
What is the TYPE and FREQUENCY of social services benefits received? INSTITUTIONAL CARE AID (child care, women's shelter, rehabilitation centre, etc.)		
Continuous	-	-
Weekly	-	-
Monthly	-	-
Quarterly (3 months)	-	-
Semi-annually	-	-
Annually	-	-
Irregular	3	100
Total	3	100
What is the TYPE and FREQUENCY of social services benefits received? FINANCIAL AID (cash, monetary vouchers, school tuitions, etc.)		
Continuous	3	3.53
Weekly	-	-
Monthly	48	56.47
Quarterly (3 months)	1	1.18
Semi-annually	-	-
Annually	3	3.53
Irregular	30	35.29
Total	85	100

Detailed Profile of Survey Respondents	Frequency	Percentage
What is the TYPE and FREQUENCY of social services benefits received?		
OTHER		
Continuous	-	-
Weekly	-	-
Monthly	1	12.5
Quarterly (3 months)	-	-
Semi-annually	-	-
Annually	2	25
Irregular	5	62.5
Total	8	100
Could you please specify the SOURCE of the social security benefits / assistance?		
Governmental agencies (ministries, municipalities, etc)	6	3.9
International organizations (UNHCR, etc.)	-	-
NGOs (Kızılay, etc)	132	85.71
Relatives, friends, neighbours	6	3.9
Other	10	6.49
Total	154	100
What is the estimated TOTAL MONETARY ASSISTANCE (CASH) you had received last year?		
None	69	46.62
Less than 5000 TL	59	39.86
5001-10000 TL	14	9.46
10001-15000 TL	5	3.38
15001-20000 TL	1	0.68
20001-25000 TL	-	-
25001-30000 TL	-	-
More than 30000 TL	-	-
Total	148	100
What is the estimated EQUIVALENT TOTAL MONETARY VALUE FOR THE IN-KIND social services benefits you had received last year?		
None	77	56.2
Less than 5000 TL	54	39.42
5001-10000 TL	4	2.92
10001-15000 TL	1	0.73
15001-20000 TL	1	0.73
20001-25000 TL	-	-
25001-30000 TL	-	-
More than 30000 TL	-	-
Total	137	100
What is your satisfaction level with the social services benefits received in the past year?		
Very dissatisfied	26	29.89
Dissatisfied	25	28.74
Neither dissatisfied nor satisfied	24	27.59
Satisfied	12	13.79
Very satisfied	-	-
Total	87	100
Did you previously work before coming to Turkey?		
YES, employer (own business)	35	10.8
YES, full time employee (more than 35 hours a week)	95	29.32
YES, part time employee (15-34 hours a week)	13	4.01
YES, irregular employee (1-14 hours a week)	5	1.54
NO, not working	176	54.32
Total	324	100
Do you currently work in Turkey?		
YES, employer (own business)	2	0.79
YES, full time employee (more than 35 hours a week)	48	18.9
YES, part time employee (15-34 hours a week)	31	12.2
YES, irregular employee (1-14 hours a week)	32	12.6
NO, not working but willing to work	64	25.2
NO, not working and is not willing to work	77	30.31
Total	254	100

Detailed Profile of Survey Respondents	Frequency	Percentage
If NO; did you apply for a job in Turkey?		
YES, I applied and received positive response	8	6.02
YES, I applied but received negative response	28	21.05
NO, I did not apply at all	60	45.11
NO, I could not apply due to some barriers	37	27.82
Total	133	100
What is your monthly income?		
None	28	16.37
Less than 500 TL	16	9.36
501 - 1000 TL	48	28.07
1001- 1500 TL	44	25.73
1501- 2000 TL	28	16.37
Above 2001 TL	7	4.09
Total	171	100
What is the source of your income?		
Own income (as being employer of business)	7	4.83
Salary (as being employee)	76	52.41
Retirement income	1	0.69
Social security benefits	22	15.17
Income from household production	3	2.07
Rents from real estate	-	-
Income from bank accounts	1	0.69
Other	35	24.14
Total	145	100
Which languages can you speak and at what level? ARABIC		
Starter	6	1.65
Intermediate	1	0.27
Advanced	1	0.27
Native speaker	356	97.8
Total	364	100
Which languages can you speak and at what level? ENGLISH		
Starter	60	36.14
Intermediate	70	42.17
Advanced	34	20.48
Native speaker	2	1.2
Total	166	100
Which languages can you speak and at what level? TURKISH		
Starter	101	44.3
Intermediate	85	37.28
Advanced	39	17.1
Native speaker	3	1.32
Total	228	100
Do you want to attend a Turkish language course if you have such opportunity?		
Yes	212	80
No	53	20
Total	265	100
Are you living with your family only in the household? (If the household is composite household, there may be more than one family living together in the same residence) (This question only answered by head of the family)		
Yes	113	81.29
No	26	18.71
Total	139	100

Detailed Profile of Survey Respondents	Frequency	Percentage
City of Residence in Turkey (This question only answered by head of the family)		
Adana	2	1.42
Ankara	2	1.42
Gaziantep	1	0.71
Hatay	7	4.96
Istanbul	19	13.48
Izmir	6	4.26
Kahramanmaras	3	2.13
Kilis	49	34.75
Konya	1	0.71
Mardin	4	2.84
Mersin	45	31.91
Osmaniye	2	1.42
Total	141	100
Type of Residence (This question only answered by head of the family)		
Shanty	14	10.29
Barrack	-	-
Tent / Container	-	-
Flat / Apartment	91	66.91
Other	31	22.79
Total	136	100
Does the residence belong to your family? (own residence) (This question only answered by head of the family)		
Yes	2	1.47
No	134	98.53
Do not know / no answer	-	-
Total	136	100
Are you paying rent? (This question only answered by head of the family)		
Yes	132	97.06
No	4	2.94
Total	136	100
If you are paying rent, please specify the amount of monthly rent? (This question only answered by head of the family)		
0-250	9	6.82
251-500	63	47.73
501-750	37	28.03
751-1000	13	9.85
1001-1500 TL	6	4.55
Above 1501 TL	4	3.03
Total	132	100
Do you have (a) bank account(s) in Turkey? (This question only answered by head of the family)		
Yes	46	37.4
No	77	62.6
Total	123	100
If NO, what are the reasons for not being able to open a bank account in Turkey? (This question only answered by head of the family)		
No Tax Number	1	1.79
No Turkish ID Number	-	-
No Registered Address in the System	-	-
No Utilities Receipt(s) Registered on Applicant's Name	-	-
Other	55	98.21
Total	56	100
Is any type of support needed? (This question only answered by head of the family)		
No Need	5	3.97
Slightly Needed	6	4.76
Moderately Needed	66	52.38
Strongly Needed	49	38.89
Total	126	100

Detailed Profile of Survey Respondents	Frequency	Percentage
If support is needed, what kind of support should be extended? (This question only answered by head of the family)		
Food	-	-
Non-Food	-	-
Institutional Care Aid	-	-
Financial Aid	45	34.09
Other	87	65.91
Total	132	100
If you are told that you have the opportunity to return back to Palestine or Syria within 1 year safely, would you wish to go back there? (This question only answered by head of the family)		
Yes	32	48.48
No	34	51.52
Total	66	100
Does your family currently have any income-generating businesses? (This question only answered by head of the family)		
NO, we do not have any business	80	97.56
YES, one business	2	2.44
YES, two businesses	-	-
YES, more than two businesses	-	-
Total	82	100
Does the family or one of its members want to start a business soon? (This question only answered by head of the family)		
Yes	57	52.78
No	41	37.96
Do not know / no answer	10	9.26
Total	108	100
Is there a business plan for the idea? (This question only answered by head of the family)		
Yes	60	64.52
No	27	29.03
Do not know / no answer	6	6.45
Total	93	100
What is the nature of the project idea? (This question only answered by head of the family)		
Agricultural	3	4.48
Commercial	24	35.82
Industrial	7	10.45
Services	23	34.33
Do Not Know / No Answer	10	14.93
Total	67	100
Does any family member have any productivity activity at home? (This question only answered by head of the family)		
Cooking home-made food (bakery, Palestinian cuisine, etc.)	1	5.56
Producing handicraft goods (pottery, jewellery, etc.)	1	5.56
Sewing and knitting clothes	3	16.67
Housekeeping (cleaning, ironing, etc.)	1	5.56
Cosmetics activities (cutting hair, manicure, make up, etc.)	3	16.67
Tutoring Arabic or any other courses	1	5.56
Cultivating plants, vegetables, fruits, etc.	1	5.56
Raising animals (production of eggs, milk, cheese, etc.)	-	-
Sale by roaming	-	-
Other	7	38.89
Total	18	100
Is this activity for (This question only answered by head of the family)		
Household consumption only?	6	42.86
Marketing outside, only?	3	21.43
Household consumption and marketing outside?	5	35.71
Total	14	100

Detailed Profile of Survey Respondents	Frequency	Percentage
If business expansion or new business idea requires funding, do you want to get credit from financial institutions? (This question only answered by head of the family)		
YES, without hesitation	12	13.95
YES, if the credit conditions are acceptable	35	40.7
NO	39	45.35
Total	86	100
If YES, what kind of guarantees can you provide/pledge to banks? (This question only answered by head of the family)		
No guarantee/pledge can be provided	46	92
Land/real estate title deed	1	2
Motor vehicles	1	2
Commercial cheques available	-	-
Accounts receivable	-	-
Other	2	4
Total	50	100
If NO, what are the reasons? (This question only answered by head of the family)		
Religious reasons	6	21.43
No guarantees to provide to banks	6	21.43
Inappropriate credit conditions	3	10.71
Can receive funding from relatives and friends	-	-
Can find a partner to contribute	-	-
Can find a grant	7	25
Other	6	21.43
Total	28	100

Appendix 2: Detailed Skill Distribution by Sub-Domain

Category	Skill	Frequency	Percentage
Agriculture	Crop farmers	13	38.24
	Fishers, hunters, trappers, etc.	2	5.88
	Gardeners	3	8.82
	Greenhouse farmers	3	8.82
	Irrigation workers	1	2.94
	Livestock producers (breeding cows, sheep, etc.)	8	23.53
	Poultry farmers (breeding chickens, turkeys, hens, etc.)	4	11.76
	Total	34	100
Clerical	Accountants, bookkeepers, budget planners, etc.	10	18.52
	Administrative personnel (event planner, office boy, logistics officer, etc.)	9	16.67
	Bank tellers, money collectors	2	3.7
	Customer services / contact centre information clerks	4	7.41
	Data entry clerks	4	7.41
	Human Resources agents and assistants	4	7.41
	Operators (telephone, etc.)	3	5.56
	Project management experts	5	9.26
	Proof-reading clerks	1	1.85
	Realtors, real estate contractors and assistants	4	7.41
	Secretaries	6	11.11
	Typists	2	3.7
	Total	54	100
Crafts	Blacksmiths, toolmakers, etc	7	7.45
	Carpenters	5	5.32
	Cobblers, shoemakers and related workers	3	3.19
	Culinary arts (Bakers, cooks, pastry-cooks, confectionery makers, etc.)	13	13.83
	Food production	12	12.77
	House builders (bricklayers, masons, insulation workers, etc.)	10	10.64
	Ironsmiths	6	6.38
	Knitting	3	3.19
	Painters (house)	8	8.51
	Plumbers	1	1.06
	Pottery	1	1.06
	Print finishers, binding workers, etc.	1	1.06
	Sewing, embroidery and related workers	15	15.96
	Tailors, dressmakers, furriers and hatters	9	9.57
Total	94	100	
Elementary	Cleaners, housekeepers, house helpers	5	26.32
	Construction labourers	8	42.11
	Food preparation workers	3	15.79
	Garbage and recycling collectors	1	5.26
	Sweepers, janitors, etc.	2	10.53
	Total	19	100
Service and Sales	Cashiers	4	8
	Hairdressers, beauticians and related workers	15	30
	Protective services workers (guards, firemen, police officers, etc.)	1	2
	Salespersons (shop), cashiers, etc.	11	22
	Salespersons (street and market)	9	18
	Special care workers (elderly care, child care)	4	8
	Travel attendants, guides	1	2
	Waiters, waitresses	5	10
	Total	50	100
Health	Laboratory assistants	3	60
	Nurses	1	20
	Physiotherapy technicians and assistants	1	20
	Total	5	100

Category	Skill	Frequency	Percentage
Technical	Computer programmers and mobile application developers	5	8.47
	Driver (bus, tram, etc.)	2	3.39
	Driver (car, taxi, van, etc.)	5	8.47
	Driver (motorcycle, etc.)	4	6.78
	Electricians	12	20.34
	Graphic designers	2	3.39
	IT technicians (computer network experts, system administrators, etc.)	2	3.39
	Office programmer users, information workers (word, excel, ppt, etc.)	8	13.56
	Plant and machine operators, assemblers	1	1.69
	Repairmen (automobiles, motor vehicles, bicycle, etc.)	7	11.86
	Repairmen (electronic devices, TV, radio, mobile phones, etc.)	5	8.47
	Repairmen (furniture, etc.)	1	1.69
	Social media experts, bloggers, etc.	2	3.39
	Web designers, webmasters	3	5.08
Total	59	100	

Appendix 3: Desired Detailed Skill Distribution by Sub-Domain

Category	Skill	Frequency	Percentage
Agriculture	Beekeepers	2	11.11
	Crop farmers	1	5.56
	Fishers, hunters, trappers, etc.	2	11.11
	Gardeners	2	11.11
	Greenhouse farmers	5	27.78
	Irrigation workers	1	5.56
	Livestock producers (breeding cows, sheep, etc.)	2	11.11
	Lumbermen, wood cutters	1	5.56
	Mushroom farmers	1	5.56
	Poultry farmers (breeding chickens, turkeys, hens, etc.)	1	5.56
	Total	18	100
Clerical	Accountants, bookkeepers, budget planners, etc	2	22.22
	Administrative personnel (event planner, office boy, logistics officer, etc.)	1	11.11
	Customer services / contact centre information clerks	1	11.11
	Data entry clerks	1	11.11
	Realtors, real estate contractors and assistants	1	11.11
	Secretaries	2	22.22
	Typists	1	11.11
	Total	9	100
Crafts	Blacksmiths, toolmakers, etc	1	6.67
	Cobblers, shoemakers and related workers	3	20
	Culinary arts (Bakers, cooks, pastry-cooks, confectionery makers, etc.)	1	6.67
	Food production	1	6.67
	Ironsmiths	1	6.67
	Sewing, embroidery and related workers	4	26.67
	Tailors, dressmakers, furriers and hatters	4	26.67
	Total	15	100
Elementary	Sweepers, janitors, etc.	1	100
	Total	1	100
Health	Nurses	1	50
	Physiotherapy technicians and assistants	1	50
	Total	2	100
Service and Sales	Hairdressers, beauticians and related workers	10	76.92
	Salespersons (shop), cashiers, etc.	1	7.69
	Salespersons (street and market)	1	7.69
	Special care workers (elderly care, child care)	1	7.69
	Total	13	100
Technical	Computer programmers and mobile application developers	1	12.5
	Driver (bus, tram, etc.)	2	25
	Electricians	1	12.5
	Plant and machine operators, assemblers	1	12.5
	Repairmen (electronic devices, TV, radio, mobile phones, etc.)	2	25
	Sports and fitness workers	1	12.5
	Total	8	100

Appendix 4: Interview Formg

Syria Palestinians Employment and Entrepreneurship Development (SPEED) Project

NEED AND CAPACITY ASSESSMENT QUESTIONNAIRE

Form No		City of Assessment	Date of Assessment
X			
Interviewer Name Surname		Venue of Assessment	Hour of Assessment

SURVEY ACKNOWLEDGMENT

The 13th Islamic Summit Conference (Session of Unity and Solidarity for Justice and Peace) that was held in Istanbul, Republic of Turkey on 10-15 April 2016 called for support and scaling up the program of economic empowerment for the Palestinian people, and called upon governments, private sectors, organizations and individuals to contribute to its resources.

X The **"Syria Palestinian Employment and Entrepreneurship Development (SPEED)"** Project has been launched as a response to the call by the OIC-Summit to scale up the program for economic empowerment of the Palestinian refugee families socially, psychologically, healthily and educationally as well economically. This Survey has the objective to provide relevant data for the conduct of the sub-components under the SPEED Project.

The questionnaire has the following parts:

I: CONSENT OF THE INTERVIEWEE: The respondents are asked to give their consent for the sharing of the collected information with the Project stakeholders for the conduct of sub-components of the SPEED Project.

II-1: THEMATIC PARTS: This section includes the questions on (A) Identification, (B) Immigration, (C) Family, (D) Education, (E) Health, (F) Social Security Benefits and Assistance, (G) Employment, (H) Language, (I) Housing, (J) Financial Inclusion, (K) Support Need and Type, and (L) Desire for Returning to Home Country

II-2: THEMATIC PARTS: This section includes the questions on (M) Existing Business, and (N) Future Business. Based on the contextual nature of the sections, while sections (A) to (H) require the information to be provided by all family members, sections (I) to (L) need information to be provided by one respondent only.

III: SKILLS: This part asks the respondents to provide their professional skills and how they have acquired these skills. This section is to be filled for each family member.

I. CONSENT OF THE INTERVIEWEE

Data Sharing Consent by the Interviewee:

I give my consent to the information given in this form to be shared Disaster and Emergency Management Presidency, Turkey (AFAD), Islamic Development Bank (IDB), Credit Guarantee Fund (KGF), Palestinian Embassy in Ankara (PEA), Statistical, Economic and Social Research and Training Centre for Islamic Countries (SESRIC), The Union of Chambers and Commodity Exchange, Turkey (TOBB) and Turkish Red Crescent Society (TRC) for project purposes.

X The results of the survey may be shared and discussed with national, regional and international organizations to reach a more refined and internationally applicable analysis.

YES
NO

Name Surname of the Interviewee

Signature

Syria Palestinians Employment and Entrepreneurship Development (SPEED) Project
NEED AND CAPACITY ASSESSMENT QUESTIONNAIRE

	Form No	City of Assessment	Date of Assessment	Date of Assessment	Date of Assessment
X	Interviewer Name Surname	Venue of Assessment	Hour of Assessment	Hour of Assessment	Hour of Assessment
II. THEMATIC PARTS					
A	IDENTIFICATION	First and Middle Names	Surname (Family Name)	Date of Birth (dd/mm/yyyy)	City of Birth
	Family Head (H0)				Country of Birth
	Family Member 1 (M1)				
	Family Member 2 (M2)				
	Family Member 3 (M3)				
	Family Member 4 (M4)				
	Family Member 5 (M5)				
	Family Member 6 (M6)				
	Family Member 7 (M7)				
B	IMMIGRATION	Nationality	Type of ID Document 1. Passport 2. National ID 3. Residence Permit 4. Travel Document 5. Other (please specify) 6. Pre-Registration Document 7. Temporary Protection ID 8. Turkish ID 9. All of the above	Departure Country	Arrival Date to Turkey (dd/mm/yyyy)
	Family Head (H0)				Arrival City in Turkey
	Family Member 1 (M1)				
	Family Member 2 (M2)				
	Family Member 3 (M3)				
	Family Member 4 (M4)				
	Family Member 5 (M5)				
	Family Member 6 (M6)				
	Family Member 7 (M7)				
C	FAMILY	Gender (Female / Male)	Relationship to Family Head (H0)	Marital Status 1. Single 2. Engaged 3. Married 4. Divorced 5. Deceased Spouse 6. Missing Spouse	If marital status is (3), when did you get married? (dd/mm/yyyy)
	Family Head (H0)				If marital status is (4), (5), or (6), when did you get separated from your spouse? (by divorce / death or missing, etc) (dd/mm/yyyy)
	Family Member 1 (M1)				
	Family Member 2 (M2)				
	Family Member 3 (M3)				

Syria Palestinians Employment and Entrepreneurship Development (SPEED) Project

NEED AND CAPACITY ASSESSMENT QUESTIONNAIRE

X	Form No	City of Assessment	Date of Assessment		
	Interviewer Name Surname	Venue of Assessment	Hour of Assessment		
II. THEMATIC PARTS					
	Family Member 4 (M4)				
	Family Member 5 (M5)				
	Family Member 6 (M6)				
	Family Member 7 (M7)				
D	EDUCATION	<p>Latest Educational Status</p> <ol style="list-style-type: none"> Illiterate Can Read and Write Primary School Diploma Secondary School Diploma High School Diploma Vocational School Diploma (BA/BS or equivalent) Tertiary School Diploma (MA/MS or equivalent) Phd Diploma 	<p>Currently Enrolled In</p> <ol style="list-style-type: none"> Preprimary School Primary School Secondary School High School Vocational School or Training Tertiary School Diploma (BA/BS or equivalent) Master Diploma (MA/MS or equivalent) Phd Diploma 	<p>What is your major?</p> <ol style="list-style-type: none"> Health Sciences (medicine, nursing, midwifery, etc.) Engineering (electrical, computer, mechanical, etc.) Economy Sciences (economy, management, marketing, statistics, etc) Education Sciences (teaching, etc.) Social Sciences (political science, international relations, sociology, psychology, etc.) Arts, Language and Literature (philology, translation, interpretation, archeology, etc.) Fundamental Sciences (mathematics, physics, chemistry, etc.) Other (please specify) 	<p>Could you please specify the details of your major?</p>
	Family Head (H0)				
	Family Member 1 (M1)				
	Family Member 2 (M2)				
	Family Member 3 (M3)				
	Family Member 4 (M4)				
	Family Member 5 (M5)				
	Family Member 6 (M6)				
	Family Member 7 (M7)				
E	HEALTH	<p>Do you have any kind of health insurance?</p> <ol style="list-style-type: none"> YES, government YES, private YES, other (please specify) NO DO NOT KNOW / NO ANSWER 	<p>Do you have any chronic disease?</p> <ol style="list-style-type: none"> cancer diabetes cerebrovascular diseases heart disease kidney disease respiratory disease (asthma, etc) ulcer and stomach disease other (please specify) mental / psychological 	<p>Do you get any treatment for your disease on an ongoing basis?</p> <ol style="list-style-type: none"> YES, complete treatment YES, very limited NO 	<p>If you do not get any treatment, do you want to get support for receiving the necessary treatment?</p> <ol style="list-style-type: none"> YES NO
	Family Head (H0)				
	Family Member 1 (M1)				
	Family Member 2 (M2)				
	Family Member 3 (M3)				
	Family Member 4 (M4)				

Syria Palestinians Employment and Entrepreneurship Development (SPEED) Project

NEED AND CAPACITY ASSESSMENT QUESTIONNAIRE

	Form No	City of Assessment	Date of Assessment
X	Interviewer Name Surname	Venue of Assessment	Hour of Assessment
II. THEMATIC PARTS			
E	Family Member 5 (M5) Family Member 6 (M6) Family Member 7 (M7)		
HEALTH		Does the member suffer any difficulties in any of the following? 0. no difficulty 1. some difficulty 2. great difficulty 3. completely unable to sense	
	Family Head (H0)	vision	hearing
	Family Member 1 (M1)	movement	understanding
	Family Member 2 (M2)		communication
	Family Member 3 (M3)		
	Family Member 4 (M4)		
	Family Member 5 (M5)		
	Family Member 6 (M6)		
	Family Member 7 (M7)		
F	SOCIAL SECURITY BENEFITS and ASSISTANCE	Since when, are you receiving social security benefits/assistance? (dd/mm/yyyy)	Could you please specify any details of social services benefits you are receiving?
	Family Head (H0)	1. YES 2. NO 3. DO NOT KNOW / NO ANSWER	
	Family Member 1 (M1)		
	Family Member 2 (M2)		
	Family Member 3 (M3)		
	Family Member 4 (M4)		
	Family Member 5 (M5)		
	Family Member 6 (M6)		
	Family Member 7 (M7)		
F	SOCIAL SECURITY BENEFITS and ASSISTANCE	What is the TYPE and FREQUENCY of social services benefits received?	
	Family Head (H0)	1. continuous (food parcels and vouchers, school feeding, etc.)	2. weekly (hygiene kits, baby kits, blankets, furniture, school stationary, etc.)
		3. monthly (child care, women's shelter, rehabilitation center, etc.)	4. quarterly (3 months) institutional care aid
		5. semiannually	6. annually financial aid
		7. irregular	7. irregular other (please specify)

Syria Palestinians Employment and Entrepreneurship Development (SPEED) Project

NEED AND CAPACITY ASSESSMENT QUESTIONNAIRE

	Form No	City of Assessment	Date of Assessment
X	Interviewer Name Surname	Venue of Assessment	Hour of Assessment
II. THEMATIC PARTS			
	Family Member 1 (M1)		
	Family Member 2 (M2)		
	Family Member 3 (M3)		
	Family Member 4 (M4)		
	Family Member 5 (M5)		
	Family Member 6 (M6)		
	Family Member 7 (M7)		
F	SOCIAL SECURITY BENEFITS and ASSISTANCE	<p>Could you please specify the SOURCE of the social security benefits / assistance?</p> <p>governmental agencies (ministries, municipalities, etc)</p> <p>international organizations (UNHCR, etc)</p> <p>NGOs (Kizilay, etc)</p> <p>relatives, friends, neighbours</p> <p>other (please specify)</p>	
	Family Head (H0)		
	Family Member 1 (M1)		
	Family Member 2 (M2)		
	Family Member 3 (M3)		
	Family Member 4 (M4)		
	Family Member 5 (M5)		
	Family Member 6 (M6)		
	Family Member 7 (M7)		
F	SOCIAL SECURITY BENEFITS and ASSISTANCE	<p>What is the estimated EQUIVALENT TOTAL MONETARY VALUE FOR THE IN-KIND social services benefits you had received last year?</p> <p>0. none</p> <p>1. less than 5000 TL</p> <p>2. 5001-10000 TL</p> <p>3. 10001-15000 TL</p> <p>4. 15001-20000 TL</p> <p>5. 20001-25000 TL</p> <p>6. 25001-30000 TL</p> <p>7. more than 30000 TL</p>	<p>What is your satisfaction level with the social services benefits received in the past year?</p> <p>1. very dissatisfied</p> <p>2. dissatisfied</p> <p>3. neither dissatisfied nor satisfied</p> <p>4. satisfied</p> <p>5. very satisfied</p>
	Family Head (H0)		Could you please specify the reason of your satisfaction / dissatisfaction level?
	Family Member 1 (M1)		
	Family Member 2 (M2)		
	Family Member 3 (M3)		
	Family Member 4 (M4)		

Syria Palestinians Employment and Entrepreneurship Development (SPEED) Project

NEED AND CAPACITY ASSESSMENT QUESTIONNAIRE

X	Form No	City of Assessment	Date of Assessment			
	Interviewer Name Surname	Venue of Assessment	Hour of Assessment			
II. THEMATIC PARTS						
G	Family Member 5 (M5)					
	Family Member 6 (M6)					
	Family Member 7 (M7)					
	EMPLOYMENT	<p>Did you previously work before coming to Turkey?</p> <p>1. YES, employer (own business) 2. YES, full time employee (more than 35 hours a week) 3. YES, part time employee (15-34 hours a week) 4. YES, irregular employee (1-14 hours a week) 5. NO, not working</p>	<p>If YES; what was your occupation beforehand?</p>	<p>Do you currently work in Turkey?</p> <p>1. YES, employer (own business) 2. YES, full time employee (more than 35 hours a week) 3. YES, part time employee (15-34 hours a week) 4. YES, irregular employee (1-14 hours a week) 5. NO, not working but willing to work 6. NO, not working and is not willing to work</p>	<p>If YES; what is your current occupation?</p>	<p>If NO; did you apply for a job in Turkey?</p> <p>1. YES, I applied and received positive response 2. YES, I applied but received negative response 3. NO, I did not apply at all 4. NO, I could not apply due to some barriers</p>
	Family Head (H0)					
	Family Member 1 (M1)					
	Family Member 2 (M2)					
Family Member 3 (M3)						
Family Member 4 (M4)						
Family Member 5 (M5)						
Family Member 6 (M6)						
Family Member 7 (M7)						
G	EMPLOYMENT	<p>Could you please specify the difficulties/problems that you encounter regarding job applications?</p>	<p>What is your monthly income?</p> <p>0. none 1. less than 500 TL 2. 501 - 1000 TL 3. 1001- 1500 TL 4. 1501- 2000 TL 5. above 2001 TL</p>	<p>What is the source of your income?</p> <p>1. own income (as being employer of business) 2. salary (as being employee) 3. retirement income 4. social security benefits 5. income from household production 6. rents from real estate 7. income from bank accounts 8. other (please specify)</p>		
	Family Head (H0)					
	Family Member 1 (M1)					
	Family Member 2 (M2)					
	Family Member 3 (M3)					
	Family Member 4 (M4)					

Syria Palestinians Employment and Entrepreneurship Development (SPEED) Project

NEED AND CAPACITY ASSESSMENT QUESTIONNAIRE

	Form No	City of Assessment	Date of Assessment
X	Interviewer Name Surname	Venue of Assessment	Hour of Assessment
II. THEMATIC PARTS			
	Family Member 5 (M5)		
	Family Member 6 (M6)		
	Family Member 7 (M7)		
H	LANGUAGE	Which languages can you speak and at what level? 1. starter 2. intermediate 3. advanced 4. native speaker	Do you want to attend a Turkish language course if you have such opportunity? 1. YES 2. NO
	Family Head (H0)	Arabic	Other ()
	Family Member 1 (M1)	English	Turkish
	Family Member 2 (M2)		
	Family Member 3 (M3)		
	Family Member 4 (M4)		
	Family Member 5 (M5)		
	Family Member 6 (M6)		
	Family Member 7 (M7)		
I	HOUSING	City of Residence in Turkey	Address of Residence in Turkey
	Respondent		
I	HOUSING	Type of Residence 1. Shanty 2. Barrack 3. Tent / Container 4. Flat / Apartment 5. Other (please specify)	Do you have (a) bank account(s) in Turkey? 1. YES 2. NO
	Respondent	Does the residence belong to your family? (own residence) 1. YES 2. NO 3. DO NOT KNOW / NO ANSWER	Are you paying rent? 1. YES 2. NO
J	FINANCIAL INCLUSION	If YES, what is/are the name(s) of bank(s) you have account with?	If NO, what are the reasons for not being able to open a bank account in Turkey? 1. No Tax Number 2. No Turkish ID Number 3. No Registered Address in the System 4. No Utilities Receipt(s) Registered on Applicant's Name 5. Other (please specify)
	Respondent		
K	Is any type of support needed? [Please check (X) the appropriate column(s)]	Slightly Needed	Moderately Needed
		No Need	Strongly Needed

Syria Palestinians Employment and Entrepreneurship Development (SPEED) Project

NEED AND CAPACITY ASSESSMENT QUESTIONNAIRE

	Form No	City of Assessment	Date of Assessment
	Interviewer Name Surname	Venue of Assessment	Hour of Assessment
II. THEMATIC PARTS			
	Respondent		
K	If support is needed, what kind of support should be extended?	<p>Food (food parcels and vouchers, school feeding, etc.)</p> <p>Non-food (hygiene kits, baby kits, blankets, furniture, school stationary, etc.)</p> <p>Institutional Care Aid (child care, women's shelter, rehabilitation center, etc.)</p> <p>Financial Aid (cash, monetary vouchers, school tuitions, etc.)</p> <p>Other (please specify)</p>	
	Respondent		

Syria Palestinians Employment and Entrepreneurship Development (SPEED) Project

NEED AND CAPACITY ASSESSMENT QUESTIONNAIRE

Form No		City of Assessment	Date of Assessment
Interviewer Name Surname		Venue of Assessment	Hour of Assessment
II. THEMATIC PARTS			
M	EXISTING BUSINESS	<p>Does your family currently have any income-generating businesses? 0. NO, we do not have any business 1. YES, one business 2. YES, two businesses 3. YES, more than two businesses</p>	<p>Does the business(es) have a shareholder? 0. NO, it is our own family business 1. YES, we have Palestinian partner 2. YES, we have an Arab partner 3. YES, we have a Turkish partner 4. Other (please specify)</p>
Respondent		<p>When was/were the business(es) established? (dd/mm/yyyy)</p>	<p>Who runs the main line of business? 1. Family Member 2. Partner 3. Family Member and Partner 4. Paid Employee 5. Other (please specify)</p>
M	EXISTING BUSINESS	<p>What is the nature of the main line of business? 1. Agricultural 2. Commercial 3. Industrial 4. Services 5. Do Not Know / No Answer</p>	<p>Where is the main line of business located? 1. In the family dwelling 2. Close to family dwelling but separate building 3. Remote location but in the same city 4. Not in the same city where family lives 5. Other (please specify)</p>
Respondent		<p>Could you please describe your main business briefly?</p>	<p>Why have you chosen this/these location for your business? 1. We reside here 2. Reasonable rents 3. Densely populated with Palestinians / Arabs 4. Other (please specify)</p>
M	EXISTING BUSINESS	<p>What is the monthly rent of the business? 0. none 1. less than 500 TL 2. 501-750 TL 3. 751-1000 TL 4. 1001- 1250 TL 5. 1251-1500 TL 6. above 1500 TL</p>	<p>Do/did you have any problems with the neighbouring tradesmen? 1. YES 2. NO 3. DO NOT KNOW / NO ANSWER</p>
Respondent		<p>What kind of problems did you encounter during the start-up process? 1. language barrier 2. legal 3. procedural 4. social 5. economic 6. other (please specify)</p>	<p>What is the monthly income of the business? 0. none 1. less than 1000 TL 2. 1001-2000 TL 3. 2001-3000 TL 4. 3001-4000 TL 5. 4001-5000 TL 6. above 5000 TL</p>
M	EXISTING BUSINESS	<p>Family Member</p>	<p>How many employees are working in your main line of business?</p>
Women		Palestinian	Arab
Men			Turkish
Total			other (please specify)

Syria Palestinians Employment and Entrepreneurship Development (SPEED) Project

NEED AND CAPACITY ASSESSMENT QUESTIONNAIRE

Form No		City of Assessment		Date of Assessment	
Interviewer Name Surname		Venue of Assessment		Hour of Assessment	
II. THEMATIC PARTS					
X		<p>Do you pay social insurance premia for the family members?</p> <p>1. YES 2. NO 3. DO NOT ANSWER / NO ANSWER</p>	<p>How much is the capital invested when the main line of business was established?</p>	<p>How was the main line of business funded when it was established?</p> <p>1. Through savings 2. Through mortgage of property 3. Through sale of property 4. Through loans /debts from relatives and friends 5. Through credits/loans from financial institutions 6. Through partnership 7. Through grants 8. Other (please specify)</p>	<p>Has the family received below types of assistance to sustain the continuity of business?</p> <p>0. No assistance received 1. Workplace provided 2. Training received 3. Utilities charge exemptions received 4. Tax exemption received 5. Other facilities (marketing, etc.) 6. Other (please specify)</p>
M	EXISTING BUSINESS				
Respondent					
M	EXISTING BUSINESS	<p>Did you get any credit / loan from any financial institution?</p> <p>1. YES 2. NO 3. DO NOT KNOW / NO ANSWER</p>	<p>What is the amount of the credit/loan received?</p>	<p>What is the payment period in months? (grace period not counted)</p>	<p>What is the average monthly installment in TL to pay for the loan?</p>
Respondent					
M	EXISTING BUSINESS	<p>Has/have the credit(s) been settled?</p> <p>1. YES 2. NO</p>	<p>If NO, what are the main reasons for not having settled the credit(s) received?</p> <p>1. Payment period not ended 2. Rescheduling of credit period</p>		
Respondent					
N	FUTURE BUSINESS	<p>Do you foresee an expansion in your existing business(es)?</p> <p>1. YES 2. NO 3. DO NOT KNOW / NO ANSWER</p>	<p>If YES, when do you plan to expand your business?</p> <p>1. Less than one year 2. 1-2 years 3. 3-4 years 4. More than 4 years</p>	<p>If YES, in which aspects would you develop your business?</p> <p>1. Expand location coverage 2. Legalize the business(es) 3. More employees to recruit 4. Change business sector 5. Other (please specify)</p>	<p>If NO, what are the reasons for not expanding your existing business?</p> <p>1. Satisfaction with the current size of the project 2. Lack of funding 3. Lack of market demand 4. Incomplete business idea / plan 5. Lack of experience 6. Frequency or fear of loss</p>
Respondent					

Syria Palestinians Employment and Entrepreneurship Development (SPEED) Project

NEED AND CAPACITY ASSESSMENT QUESTIONNAIRE

		City of Assessment	Date of Assessment		
		Venue of Assessment	Hour of Assessment		
X	Form No Interviewer Name Surname				
N	FUTURE BUSINESS	<p>Is there a business plan for the idea?</p> <p>1. YES 2. NO 3. DO NOT KNOW / NO ANSWER</p>	<p>What is the nature of the project idea?</p> <p>1. Agricultural 2. Commercial 3. Industrial 4. Services 5. Do Not Know / No Answer</p>	<p>Does any family member have any productivity activity at home?</p> <p>1. Cooking home made food (bakery, Palestinian cuisine, etc.) 2. Producing handcraft goods (pottery, jewelry, etc.) 3. Sewing and knitting clothes 4. House keeping (cleaning, ironing, etc.) 5. Cosmetics activities (cutting hair, manucure, make up, etc.) 6. Tutoring Arabic or any other courses 7. Cultivating plants, vegetables, fruits, etc. 8. Raising animals (production of eggs, milk, cheese, etc) 9. Sale by roaming 10. Other (please specify)</p>	<p>Is this activity is for</p> <p>1. Household consumption only? 2. Marketing outside, only? 3. Household consumption and marketing outside?</p>
	Respondent				
N	FUTURE BUSINESS	<p>Does the family or one of its members want to start a business soon?</p> <p>1. YES 2. NO 3. DO NOT KNOW / NO ANSWER</p>	<p>Does the family or one of its members want to start a business soon?</p> <p>1. YES 2. NO 3. DO NOT KNOW / NO ANSWER</p>	<p>Does the family or one of its members want to start a business soon?</p> <p>1. YES 2. NO 3. DO NOT KNOW / NO ANSWER</p>	<p>Does the family or one of its members want to start a business soon?</p> <p>1. YES 2. NO 3. DO NOT KNOW / NO ANSWER</p>
	Respondent				
N	FUTURE BUSINESS	<p>If business expansion or new business idea requires funding, do you want to get credit from financial institutions?</p> <p>1. YES, without hesitation 2. YES, if the credit conditions are acceptable 3. NO</p>	<p>If YES, what kind of guarantees can you provide/pledge to banks?</p> <p>0. No guarantee/pledge can be provided 1. Land/real estate title deed 2. Motor vehicles 3. Commercial cheques available 4. Accounts receivable 5. Other (please specify)</p>	<p>If YES, what are the reasons?</p> <p>1. Religious reasons 2. No guarantees to provide to banks 3. Inappropriate credit conditions 4. Can receive funding from relatives and friends 5. Can find a partner to contribute 6. Can find a grant 7. Other (please specify)</p>	<p>If YES, what are the reasons?</p> <p>1. Religious reasons 2. No guarantees to provide to banks 3. Inappropriate credit conditions 4. Can receive funding from relatives and friends 5. Can find a partner to contribute 6. Can find a grant 7. Other (please specify)</p>
	Respondent				

Syria Palestinians Employment and Entrepreneurship Development (SPEED) Project

NEED AND CAPACITY ASSESSMENT QUESTIONNAIRE

Form No Interviewer Name Surname		Date of Assessment		City of Assessment		Venue of Assessment		Date of Assessment		Hour of Assessment		Do you want to acquire this skill? Please check (X) if your answer is YES																																																																																																																																																																																																																											
		How did you acquire this skill?		by TRAINING (master-apprenticeship)		by SCHOOL (formal education)		by WORK (previous profession)																																																																																																																																																																																																																															
III SKILLS		If you have related skill, please put X		by TRAINING (master-apprenticeship)		by SCHOOL (formal education)		by WORK (previous profession)																																																																																																																																																																																																																															
DOMAIN	SUBDOMAIN	H0	H1	H2	H3	H4	H5	H6	H7	S0	S1	S2	S3	S4	S5	S6	S7	S8	S9	S10	S11	S12	S13	S14	S15	S16	S17	S18	S19	S20	T0	T1	T2	T3	T4	T5	T6	T7	T8	T9	T10	T11	T12	T13	T14	T15	T16	T17	T18	T19	T20	T21	T22	T23	T24	T25	T26	T27	T28	T29	T30	T31	T32	T33	T34	T35	T36	T37	T38	T39	T40	T41	T42	T43	T44	T45	T46	T47	T48	T49	T50	T51	T52	T53	T54	T55	T56	T57	T58	T59	T60	T61	T62	T63	T64	T65	T66	T67	T68	T69	T70	T71	T72	T73	T74	T75	T76	T77	T78	T79	T80	T81	T82	T83	T84	T85	T86	T87	T88	T89	T90	T91	T92	T93	T94	T95	T96	T97	T98	T99	T100	T101	T102	T103	T104	T105	T106	T107	T108	T109	T110	T111	T112	T113	T114	T115	T116	T117	T118	T119	T120	T121	T122	T123	T124	T125	T126	T127	T128	T129	T130	T131	T132	T133	T134	T135	T136	T137	T138	T139	T140	T141	T142	T143	T144	T145	T146	T147	T148	T149	T150	T151	T152	T153	T154	T155	T156	T157	T158	T159	T160	T161	T162	T163	T164	T165	T166	T167	T168	T169	T170	T171	T172	T173	T174	T175	T176	T177	T178	T179	T180	T181	T182	T183	T184	T185	T186	T187	T188	T189	T190	T191	T192	T193	T194	T195	T196	T197	T198	T199	T200

Suriye Filistinlilerinin İstihdamı ve Girişimcilik Geliştirme (SPEED) Projesi

İHTİYAÇ VE KAPASİTE DEĞERLENDİRME ANKETİ

Form No	Değerlendirme Şehri	Değerlendirme Tarihi
X		
Görüşmecinin Adı Soyadı	Değerlendirme Yeri	Değerlendirme Saati

ANKET BİLGİLENDİRMESİ

10-15 Nisan 2016 tarihlerinde Türkiye Cumhuriyeti, İstanbul'da düzenlenen 13üncü İslam Zirvesi Toplantısında (Adalet ve Barış için Birlik ve Dayanışma Oturumu) Filistinli insanların ikisadi olarak güçlendirilmesi programı için destek çağrısında bulunulmuş, ve devletler, özel sektör, örgütler ve bireylerin kaynaklarını bu amaca yönlendirilmesi istenmiştir.

X "Suriye'de Filistinlilerin İstihdamı ve Girişimcilik Geliştirme (SPEED)" Projesi İÜT Zirvesinde Filistinli göçmen ailelerinin ekonomik olarak güçlendirilmesinin yanı sıra sosyal, psikolojik, sağlık ve eğitim anlamında da güçlendirilmelerine yönelik olarak yapılan çağrıya istinaden ortaya çıkmıştır.
Bu Anket SPEED projesinin alt bileşenlerinin yerine getirilmesi için ilgili verilerin tedarik edilmesini amaçlamaktadır.

Anket şu kısımlardan oluşmaktadır:

I: GÖRÜŞÜLEN KİŞİNİN RIZASI: Katılımcılardan kendilerinden elde edilen verilerin SPEED projesinin alt-bileşenlerinin yerine getirilmesi için Proje paydaşları ile paylaşılması hususunda rıza göstermeleri istenmektedir.

II-1: KONU İLE İLGİLİ KISIMLAR: Bu kısım (A) Tanımlama (B) Göç (C) Aile (D) Eğitim (E) Sağlık (F) Sosyal Güvenlik İmkanları ve Yardımı (G) İstihdam (H) Dil (I) Barınma (J) Finansal Erişim (K) Destek İhtiyacı ve Türü (L) Kendi Ülkesine Dönme İsteği ile ilgili soruları içermektedir.

X II-2: KONU İLE İLGİLİ KISIMLAR: Bu kısımda (M) Mevcut işlemler ve (N) Gelecekteki işlemler ile ilgili soruları içermektedir.
Kisimlerin kavramsal temellerine dayalı olarak (A) dan (H)'ye kadar olan kısımlardaki bilgilerin tüm aile üyeleri için toplanması gerekmektedir, (I)'dan (L)'ye kadar olan kısımlardaki bilgilerin sadece bir katılımcı tarafından yanıtlanması gerekmektedir.

III: BECERİLER: Bu kısımda katılımcılardan kendi mesleki becerileri ve bu becerileri nasıl edindikleri ile ilgili bilgileri sunmaları istenmektedir. Bu kısım her bir aile bireyinin kendisi tarafından doldurulacaktır.

GÖRÜŞÜLEN KİŞİNİN RIZASI

Görüşülen kişinin veri paylaşımı ile ilgili rızası:

Bu formda verilen bilgilerin Afet ve Acil Durum Yönetim Başkanlığı, Türkiye (AFAD), İslam Kalkınma Bankası (İDB), Kredi Garanti Fonu (KGF), Filistin Ankara Büyükelçiliği (PEA), İslam Ülkeleri için İstatistiksel İktisadi ve Sosyal Araştırmalar Merkezi, Türkiye Odalar ve Borsalar Birliği (TOBB) ve Türk Kızılayı Demegi (TRC) ile proje amaçları doğrultusunda paylaşılmasına iş bu belge ile rıza göstermekteyim.

X Anketin sonuçları daha ayrıntılı ve uluslararası olarak uygulanabilir bir analize elde edilebilmek adına ulusal, bölgesel ve uluslararası örgütler ile paylaşılabilir ve tartışılabilir.

Görüşülen Kişinin Adı ve Soyadı

İmzası

İHTİYAÇ VE KAPASİTE DEĞERLENDİRME ANKETİ

Form No	Değerlendirme Şehri	Değerlendirme Tarihi
X	Değerlendirme Yeri	Değerlendirme Saati
II. KONU İLE İLGİLİ KISIMLAR		
A	TANIMLAMA	Doğum Tarihi (gg/aa/yyyy)
	İlk ve göbek adı	Doğduğu Şehir
	Soyadı	Doğduğu Ülke
	Aile Reisi (H0)	
	Aile Üyesi 1 (M1)	
	Aile Üyesi 2 (M2)	
	Aile Üyesi 3 (M3)	
	Aile Üyesi 4 (M4)	
	Aile Üyesi 5 (M5)	
	Aile Üyesi 6 (M6)	
	Aile Üyesi 7 (M7)	
B	GÖÇ	Türkiye'ye Varış Tarihi (gg/aa/yyyy)
	Millîti	Ayrıldığı Ülke
	Kimlik Belgesi Türü 1. Pasaport 2. Ulusal Kimlik 3. Oturma İzni 4. Seyahat Belgesi 5. Diğer (lütfen belirtiniz) 6. On-kayıt belgesi 7. Geçici Koruma Kimliği 8. Türk Kimliği 9. Bunların hepsi	Türkiye'de Geldiği Şehir
	Aile Reisi (H0)	
	Aile Üyesi 1 (M1)	
	Aile Üyesi 2 (M2)	
	Aile Üyesi 3 (M3)	
	Aile Üyesi 4 (M4)	
	Aile Üyesi 5 (M5)	
	Aile Üyesi 6 (M6)	
	Aile Üyesi 7 (M7)	
C	AİLE	Eğer medeni hali (3) ise ne zaman evlendiniz? (gg/aa/yyyy)
	Cinsiyet (Kadın / Erkek)	Medeni Hali 1. Bekar 2. Nişanlı 3. Evli 4. Boşanmış 5. Eşi vefat etmiş dul 6. Eşi kayıp olan dul
	Aile Reisi (H0)	Eğer medeni hali (4), (5), ya da (6) ise, ne zaman eşinizden ayrıldınız? (boşanma, ölüm ya da kayıp nedeniyle) (gg/aa/yyyy)
	Aile Üyesi 1 (M1)	
	Aile Üyesi 2 (M2)	

İHTİYAÇ VE KAPASİTE DEĞERLENDİRME ANKETİ

Form No	Değerlendirme Şehri	Değerlendirme Tarihi	Değerlendirme Saati		
			Değerlendirme Saati	Değerlendirme Saati	
II_KONU İLE İLGİLİ KISIMLAR					
X	Görüşmeyi Yapamın Adı Soyadı				
	Aile Üyesi 3 (M3)				
	Aile Üyesi 4 (M4)				
	Aile Üyesi 5 (M5)				
	Aile Üyesi 6 (M6)				
	Aile Üyesi 7 (M7)				
D	Son Eğitim Durumu 0. Okuma yazma bilmeyen 1. Okur yazar 2. İlkokul diploması 3. Ortaokul diploması 4. Lise diploması 5. Meslek okulu diploması 6. Üniversite Diploması (Sanat, Bilim ya da Eşdeğeri) 7. Yüksek Lisans Diploması (Sanat, Bilim ya da Eşdeğeri) 8. Doktora Diploması	Şu an kayıtlı olduğun okul 1. Anaokulu 2. İlkokul 3. Ortaokul 4. Lise 5. Meslek ve Eğitim Okulu 6. Üniversite Diploması (Sanat, Bilim ya da Eşdeğeri) 7. Yüksek Lisans Diploması (Sanat, Bilim ya da Eşdeğeri) 8. Doktora Diploması	Alanınız nedir-? 1. Sağlık bilimleri (tıp, hemşirelik, bakım vb.) 2. Mühendislik (elektrik, bilgisayar, makine vb.) 3. İktisadi Bilimler (Ekonomi, yönetim, pazarlama, istatistik, vb.) 4. Eğitim Bilimleri (öğretim vb.) 5. Sosyal Bilimler (siyaset bilimi, uluslararası ilişkiler, sosyoloji, psikoloji vb.) 6. Sanat, Dil ve Edebiyat (Filofoji, tercüme, çeviri, arkeoloji vb.) 7. Temel Bilimler (matematik, fizik, kimya vb.) 8. Diğer (lütfen belirtin)	Alanınız ile ilgili ayrıntılı bilgi verir misiniz?	
E	Herhangi bir sağlık sigortanız var mı? 1. EVET devlet 2. EVET özel 3. EVET diğer (lütfen belirtin) 4. HAYIR 5. BİLMİYOR / CEVAP YOK	Herhangi bir kronik hastalığınız var mı? 1. kanser 2. şeker 3. serebrovasküler hastalıklar 4. kalp hastalığı 5. böbrek hastalığı 6. solunum yolları hastalığı (astım, vb.) 7. ülsür ve mide hastalıkları 8. diğer (lütfen belirtiniz) 9. akci / psikolojik hastalıkları	Hastalığınız ile ilgili devam eden bir tedavini var mı? 1. EVET kapsamlı tedavi 2. EVET sınırlı tedavi 3. HAYIR	Eğer bir tedavi görmüyorsanız, gerekli tedaviyi almak için yardım sağlanmasını ister misiniz? 1. EVET 2. HAYIR	
	Aile Rensi (H0)				
	Aile Üyesi 1 (M1)				
	Aile Üyesi 2 (M2)				
	Aile Üyesi 3 (M3)				
	Aile Üyesi 4 (M4)				
	Aile Üyesi 5 (M5)				
	Aile Üyesi 6 (M6)				
	Aile Üyesi 7 (M7)				
	Aile Üyesi 1 (M1)				
	Aile Üyesi 2 (M2)				

Suriye Filistinlilerin İstihdam ve Girişimcilik Geliştirme (SPEED) Projesi

İHTİYAÇ VE KAPASİTE DEĞERLENDİRME ANKETİ

Form No	Değerlendirme Şehri	Değerlendirme Tarihi
X	Değerlendirme Yeri	Değerlendirme Saati
II. KONU İLE İLGİLİ KISIMLAR		
Aile Üyesi 3 (M3)		
Aile Üyesi 4 (M4)		
Aile Üyesi 5 (M5)		
Aile Üyesi 6 (M6)		
Aile Üyesi 7 (M7)		
E SAĞLIK	Aile üyeleri şu işlevlerde ilgili herhangi bir sorun yaşıyorlar mı?	
Aile Reisi (H0)	0. zorluk yok	1. biraz zorluk var
Aile Üyesi 1 (M1)	duyma	2. çok zorlanıyor
Aile Üyesi 2 (M2)	görme	3. bu hissi tamamen kaybetmiş
Aile Üyesi 3 (M3)		
Aile Üyesi 4 (M4)		
Aile Üyesi 5 (M5)		
Aile Üyesi 6 (M6)		
Aile Üyesi 7 (M7)		
F SOSYAL GÜVENLİK İMKANLARI ve YARDIMLARI	Sosyal güvenlik imkanı / yardım alıyor musunuz?	
Aile Reisi (H0)	1. EVET	Herhangi bir sosyal güvenlik imkanı / aldığımız kuruluşların isimlerini yazabilir misiniz?
Aile Üyesi 1 (M1)	2. HAYIR	Alınış olduğumuz sosyal hizmet imkanlarının ayrıntılarını belirtir misiniz?
Aile Üyesi 2 (M2)	3. BİLMİYOR / CEVAP YOK	
Aile Üyesi 3 (M3)		
Aile Üyesi 4 (M4)		
Aile Üyesi 5 (M5)		
Aile Üyesi 6 (M6)		
Aile Üyesi 7 (M7)		
SOSYAL GÜVENLİK İMKANLARI ve	Aldığımız sosyal hizmetlerin TÜRÜ ve SIKLIĞI nedir?	
	1. sürekli	2. haftalık
	3. aylık	4. Üç aylık
	5. Altı aylık	6. Yıllık
	7. Düzensiz	

Suriye Filistinlilerinin İstihdam ve Girişimcilik Geliştirme (SPEED) Projesi

İHTİYAÇ VE KAPASİTE DEĞERLENDİRME ANKETİ

Form No	Değerlendirme Şehri	Değerlendirme Tarihi			
X	Değerlendirme Yeri	Değerlendirme Saati			
II. KONU İLE İLGİLİ KISIMLAR					
F	YARDIMLARI				
	gıda (gıda kolileri ve fişleri, okul beslenmeleri vb.)	kurumsal bakım yardımı (çocuk bakımı, kadın sığınacağı, rehabilitasyon merkezi, vb.)	financial aid (nakit, parasal fiş, okul ücreti vb.)	diğer (lütfen belirtin)	
	gıda-dışı (hiyen kitleri, bebek kitleri, battaniye, mobilya, okul kırtasiyesi vb.)				
	Aile Reisi (H0)				
	Aile Üyesi 1 (M1)				
	Aile Üyesi 2 (M2)				
	Aile Üyesi 3 (M3)				
	Aile Üyesi 4 (M4)				
	Aile Üyesi 5 (M5)				
	Aile Üyesi 6 (M6)				
	Aile Üyesi 7 (M7)				
F	SOSYAL GÜVENLİK İMKANLARI ve YARDIMLARI	Sosyal güvenlik imkanları / yardımlarının KAYNAKLARINI belirtebilir misiniz?			
	devlet kurumları (bakanlık, belediye, vb)	STK'lar (Kızılay, vb)	akrabalar, arkadaşlar, komşular	diğer (lütfen belirtiniz)	
	Aile Reisi (H0)				
	Aile Üyesi 1 (M1)				
	Aile Üyesi 2 (M2)				
	Aile Üyesi 3 (M3)				
	Aile Üyesi 4 (M4)				
	Aile Üyesi 5 (M5)				
	Aile Üyesi 6 (M6)				
	Aile Üyesi 7 (M7)				
F	SOSYAL GÜVENLİK İMKANLARI ve YARDIMLARI	Geçen yıl aldığımız tahmini TOPLAM PARASAL YARDIM (NAKİT) tutarı nedir? 0. yok 1. 5000 TL'den az 2. 5001-10000 TL 3. 10001-15000 TL 4. 15001-20000 TL 5. 20001-25000 TL 6. 25001-30000 TL 7. 30000 TL'den fazla	Geçen yıl aldığımız sosyal hizmet imkanlarımızın PARASAL EŞDEĞERİ AYNI TUTARI tahmini olarak ne kadardır? 0. yok 1. 5000 TL'den az 2. 5001-10000 TL 3. 10001-15000 TL 4. 15001-20000 TL 5. 20001-25000 TL 6. 25001-30000 TL 7. 30000 TL'den fazla	Geçen yıl almış olduğunuz sosyal hizmet imkanlarından edindiğiniz tatmin seviyesi nedir? 1. hiç tatmin olmadım 2. tatmin olmadım 3. ne tatmin oldum ne de olmadım 4. tatmin oldum 5. çok tatmin oldum	Neden tatmin olduğumuzu / tatmin olmadığımızı nedenleri ile birlikte burada belirtir misiniz?
	Aile Reisi (H0)				
	Aile Üyesi 1 (M1)				

Suriye Filistinlilerinin İstihdam ve Girişimcilik Geliştirme (SPEED) Projesi

İHTİYAÇ VE KAPASİTE DEĞERLENDİRME ANKETİ

Form No		Değerlendirme Şehri	Değerlendirme Tarihi
Görüşmeyi Yapmanın Adı Soyadı		Değerlendirme Yeri	Değerlendirme Saati
II_KONU İLE İLGİLİ KISIMLAR			
X	Aile Üyesi 2 (M2)		
	Aile Üyesi 3 (M3)		
	Aile Üyesi 4 (M4)		
	Aile Üyesi 5 (M5)		
	Aile Üyesi 6 (M6)		
	Aile Üyesi 7 (M7)		
	G	İSTİHDAM	Türkiye'ye gelmeden önce çalışıyor muydunuz? 1. EVET, işveren (kendi işi) 2. EVET, tam zamanlı çalışan (haftada 35 saatten fazla) 3. EVET, kısmi zamanlı çalışan (haftada 15-34 saat) 4. EVET, düzensiz çalışan (haftada 1-14 saat) 5. HAYIR, çalışmıyor
Aile Reisi (H0)			
Aile Üyesi 1 (M1)			
Aile Üyesi 2 (M2)			
Aile Üyesi 3 (M3)			
Aile Üyesi 4 (M4)			
Aile Üyesi 5 (M5)			
Aile Üyesi 6 (M6)			
Aile Üyesi 7 (M7)			
G	İSTİHDAM	İş başvuruları sırasında karşılaştığınız zorlukları/sorunları belirtebilir misiniz?	Eğer EVET ise; şu anki mesleğiniz nedir? Eğer HAYIR ise Türkiye'de bir işe başvurduğunuz mu? 1. EVET, Başvurdum ve olumlu yanıt aldım 2. EVET, başvurduğum fakat olumsuz yanıt aldım 3. HAYIR, Hiç başvurmadım. 4. HAYIR, bazı engellerden dolayı iş başvurusunda bulunamadım.
		AYlık geliriniz ne kadardır? 0. yok 1. 500 TL'den az 2. 501 - 1000 TL 3. 1001- 1500 TL 4. 1501- 2000 TL 5. 2001 TL'nin üstünde	Geir Kaynağınız nedir? 1. kendi gelirim (bir işletme sahibi olarak elde edilen gelir) 2. maaş (bir çalışan olarak elde edilen) 3. emeklilik geliri 4. sosyal güvenlik geliri 5. evde yapılan üretim sonucu elde edilen gelir 6. emlakten elde edilen gelir 7. banka hesaplarından elde edilen gelir 8. diğer (lütfen belirtiniz)

İHTİYAÇ VE KAPASİTE DEĞERLENDİRME ANKETİ

Form No		Değerlendirme Şehri	Değerlendirme Tarihi
Görüşmeyi Yapmanın Adı Soyadı		Değerlendirme Yeri	Değerlendirme Saati
II_KONU İLE İLGİLİ KISIMLAR			
X	Aile Reisi (H0)		
	Aile Üyesi 1 (M1)		
	Aile Üyesi 2 (M2)		
	Aile Üyesi 3 (M3)		
	Aile Üyesi 4 (M4)		
	Aile Üyesi 5 (M5)		
	Aile Üyesi 6 (M6)		
	Aile Üyesi 7 (M7)		
H	DİL	Hangi dilleri hangi seviyede konuşabiliyorsunuz? 1. başlangıç 2. orta 3. ileri 4. anadil	Eğer fırsatınız olsaydı Türkçe dil kurslarına katılır mıydınız? 1. EVET 2. HAYIR
	Aile Reisi (H0)	İngilizce	Türkçe
	Aile Üyesi 1 (M1)		
	Aile Üyesi 2 (M2)		
	Aile Üyesi 3 (M3)		
	Aile Üyesi 4 (M4)		
	Aile Üyesi 5 (M5)		
	Aile Üyesi 6 (M6)		
	Aile Üyesi 7 (M7)		
I	BARINMA	Evde sadece kendi ailenizle mi yaşıyorsunuz? (eğer ev karma ev tipindeyse aynı ikametle birden fazla aile ikamet ediyor demektir) 1. EVET 2. HAYIR	Türkiye'deki ikamet adresi
	Katılmı	Türkiye'de ikamet edilen şehir	
I	BARINMA	Ev size mi ait? (kendi evi) 1. EVET 2. HAYIR 3. BİLMİYOR / CEVAP YOK	Kira ödiyorsanız lütfen aylık tutarını belirtiniz? 1. 0-250 2. 251-500 3. 501-750 4. 751-1000 5. 1001-1500 TL 6. 1501 TL ve üstü
	Katılmı	Ev Tipi 1. Gecekondu 2. Baraka 3. Çadır / Konteynir 4. Apartman dairesi 5. Diğer (Lütfen belirtiniz)	

Suriye Filistinlilerinin İstihdamı ve Girişimcilik Geliştirme (SPEED) Projesi

İHTİYAÇ VE KAPASİTE DEĞERLENDİRME ANKETİ

Form No	Değerlendirme Şehri	Değerlendirme Tarihi
X	Göbüşmeyi Yapamın Adı Soyadı	Değerlendirme Saati
II. KONU İLE İLGİLİ KISIMLAR		
J	FINANSAL ERİŞİM Türkiye'de banka hesabımız var mı? 1. EVET 2. HAYIR	Eğer cevabımız HAYIR ise, Türkiye'de bir banka hesabı açmamanızın nedeni nedir? 1. Vergi Numarası Yok 2. Türkiye Kimlik Kartı yok 3. Sistemde kayıtlı bir adresi yok 4. Başvuran Adına Kayıtlı Fatura Yok 5. Diğer (lütfen belirtin)
Katılımcı		
K	Herhangi bir desteğe ihtiyacımız var mı? [Uygun olan sütunun yanına lütfen (X) işareti koyunuz]	İhtiyacım Var Çok İhtiyacım Var
Katılımcı		
K	Eğer desteğe ihtiyaç duyuluyor ise, destekler ne yönde geliştirilebilirler?	finansal aid (nakit, parasal fiş, okul ücreti vb.) diğer (lütfen belirtin)
Katılımcı		

İHTİYAÇ VE KAPASİTE DEĞERLENDİRME ANKETİ

Form No		Değerlendirme Şehri		Değerlendirme Tarihi	
Görüşmeyi Yapanın Adı Soyadı		Değerlendirme Yeri		Değerlendirme Saati	
II. KONU İLE İLGİLİ KISIMLAR					
X					
M	MEVCUT İŞLETME	Ailenizin şu an gelir getiren bir işletmesi var mı? 0. HAYIR, herhangi bir işletmemiz yok 1. EVET, bir işletme 2. EVET, iki işletme 3. EVET, iki işletmeden fazla	Bu işletmeler ne zaman kuruldu? (gg/aa/yyyy)	İşletmelerin ortakları var mı? 0. HAYIR, bu bizim aile şirketimiz 1. EVET, Filistinli bir ortakımız var 2. EVET, bir Arap ortakımız var 3. EVET, bir Türk ortakımız var 4. Diğer (lütfen belirtin)	İşletmenin aylık geliri ne kadardır? 0. yok 1. 1000 TL'den az 2. 1001-2000 TL 3. 2001-3000 TL 4. 3001-4000 TL 5. 4001-5000 TL 6. 5000 TL'nin üstünde
	Katılımcı			İşletmenin ana iş kolu nedir? 1. Tarım 2. Ticari 3. Sanayi 4. Hizmet 5. Bilgiyorum / Yanıt yok	İşletmenin ana iş kolu nerede gerçekleştirilmektedir? 1. Ailemizin bulunduğu meskende 2. Aile meskenine yakın başka bir meskende 3. Aynı şehir içinde fakat uzak bir yerde 4. Ailenin yaşadığı şehirden başka bir şehirde 5. Diğer (lütfen belirtin)
M	MEVCUT İŞLETME			Ana iş kolunuzu kısaca belirtir misiniz?	İşletmeniz için neden bu yeri seçtiniz? 1. Burada yaşıyoruz 2. Kiralar uygun 3. Filistin / Arap nüfusunun yoğun olduğu bir bölge 4. Diğer (lütfen belirtin)
	Katılımcı				
M	MEVCUT İŞLETME	İşletmeniz aylık geliri nedir? 0. yok 1. 500 TL'den az 2. 501-750 TL 3. 751-1000 TL 4. 1001- 1250 TL 5. 1251-1500 TL 6. 1500 TL'nin üzerinde	İçer başlama sürecinde ne tür sorunlarla karşılaştınız? 1. dil engeli 2. hukuki 3. prosedürlerde ilgili 4. sosyal 5. ekonomik 6. Diğer (lütfen belirtin)	Konu esnafı herhangi bir sorun yaşadınız mı? 1. EVET 2. HAYIR 3. BİLMİYORUM / YANIT YOK	
	Katılımcı				
M	MEVCUT İŞLETME			İşletmenizde kaç çalışan bulunmaktadır	diğer (lütfen belirtin)
	Kadın			Aile üyesi	Türk
	Erkek				
	Toplamı				

İHTİYAÇ VE KAPASİTE DEĞERLENDİRME ANKETİ

Form No	Değerlendirme Şehri	Değerlendirme Tarihi	Değerlendirme Saati
X	Görüşmeyi Yapmanın Adı Soyadı		
II. KONU İLE İLGİLİ KISIMLAR			
M	MEVCUT İŞLETME	İşletmenin ana iş kölu kuruldu? 1. Tasarruflarla 2. Mülkleri teminat göstererek 3. Mülk satışı ile 4. Akaraba veya arkadaşlardan alınan borçlar ile 5. Finansal kurumlardan alınan alınan borçlar ile 6. Ortaklık yoluyla 7. Bağışlar ile 8. Diğer (lütfen belirtin)	Aile üyeleri işletmenin sürdürülebilmesi için aşağıda belirtilen türde yardım aldılar mı? 0. Yardım alınmadı 1. İşyeri tahsis edildi 2. Eğitim alındı 3. Sarfiyat tutarına muafiyeti alındı 4. Vergi muafiyeti alındı 5. Diğer imkanlar (pazarlama vb.) 6. Diğer (lütfen belirtin)
M	MEVCUT İŞLETME	İşletmenin ana iş kölu kurulurken yatırım olduğunuz sermaye yatırımı ne kadardır? Herhangi bir kredi finansal bir kurum tarafından uzatılmış ise, kredileri uzatan finansal kurum(lar)ın isimlerini verebilir misiniz?	Ödeme dönemleri aylık olarak ne kadardır? (ödemesz dönem sayılmaz) Borçların aylık TL cinsinden ortalama ödeme tutarı nedir?
M	MEVCUT İŞLETME	Krediler tamamlandı mı? 1. EVET 2. HAYIR	Eğer HAYIR ise alınan kredilerin tamamlanmamasının temel nedeni nedir? 1. Ödeme dönemi sona ermedi 2. Kredi dönemi yeniden takvimlendirilecek 3. Aylık kredi tutarlarının ödenememiş olması 4. Piyasa ile rekabet edememe 5. Üretilen hizmetlere / sunulan hizmetlere talep olmaması 6. Diğer (lütfen belirtin)
M	MEVCUT İŞLETME	Mevcut işletmenizi büyütmeyi düşünüyor musunuz? 1. EVET 2. HAYIR 3. BİLMİYORUM / YANIT YOK	Cevabınız HAYIR ise işletmenizi büyütme nedenlerimiz nelerdir? 1. Projenin mevcut büyüklüğünün tamını edici olması 2. Yeterli kaynak olmaması 3. Piyasada talep olmaması 4. İş fikrinin/plannın henüz tamamlanmamış olması 5. Deneyim eksikliği 6. Zarar etme riski ya da korkusu 7. Yeterlilik gücüne sahip olmama 8. Değişen ekonomik koşullar 9. Değişen iktisadi koşullar 10. Diğer (lütfen belirtin)
N	GELECEKTEKİ İŞLETME	Mevcut işletmenizi büyütmeyi düşünüyor musunuz? 1. EVET 2. HAYIR 3. BİLMİYORUM / YANIT YOK	Cevabınız EVET ise, işletmenizi ne zaman büyütmeyi planlıyorsunuz? 1. Bir yıldan kısa bir süre içinde 2. 1-2 yıl 3. 3-4 yıl 4. 4 yıldan fazla
	Katılımcı		
	Katılımcı		

Suriye Filistinlilerinin İstihdam ve Girişimcilik Geliştirme (SPEED) Projesi

İHTİYAÇ VE KAPASİTE DEĞERLENDİRME ANKETİ

Form No		Değerlendirme Şehri		Değerlendirme Tarihi			
Görüşmeyi Yapmanın Adı Soyadı		Değerlendirme Yeri		Değerlendirme Saati			
II. KONU İLE İLGİLİ KISIMLAR							
Aileniz ya da ailenizin bir üyesi yakın zamanda bir işletme açmayı düşünüyor mu?		Herhangi bir fikir ile ilgili iş planı var mı?		Proje fikrinin temelinde ne var?			
1. EVET 2. HAYIR 3. BİLMİYORUM / YANIT YOK		1. Tamam 2. Ticaret 3. Sanayi 4. Hizmet 5. Bilmiyorum / Cevap Yok		Aile üyelerinin evde herhangi bir üretim faaliyeti var mı? 1. Ev yapımı yiyecek pişirme (ekmek, Filistin yemekleri vb.) 2. El yapımı mal üretimi (çömlek, takı vb.) 3. Kıyafet örme ve dikme 4. Ev hizmetleri (temizlik, ütü vb.) 5. Kozmetik faaliyetler (saç kesimi, manikür, makyaj vb.) 6. Arapça ya da diğer alanlarda özel ders 7. Bitki, sebze ve meyve vb. hasatı 8. Hayvan yetiştiriciliği (yumurta, süt, peynir üretimi) 9. Gezici satış 10. Diğer (lütfen belirtin)		Bu faaliyetler: 1. sadece ev içi tüketim için mi? 2. sadece dışarda pazarlamak için mi? 3. hem ev içi tüketim hem de dışarda pazarlamak için mi?	
N		GELECEKTEKİ İŞLETME					
Katılımcı		Cevabımız EVET ise bankalara ne tür teminat ya da ipotek gösterebilirsiniz?		Cevabımız HAYIR ise bunun nedenleri nelerdir?			
N		Eğer işin genişlemesi ya da yeni iş fikri fon gerektiriyor ise bir finansal kuruluştan kredi almak ister misiniz? 1. EVET hiç kuşkusuz 2. EVET, eğer kredi koşulları uygun ise 3. HAYIR		1. Dini nedenler 2. Bankalara sunacak teminat bulunmaması 3. Uygun olmayan kredi koşulları 4. Akrabalardan ya da arkadaşlardan kaynak bulunabilmesi 5. İşriyak edecek bir ortak bulunabilmesi 6. Bir bağış bulunabilecek olması 7. Diğer (lütfen belirtin)			
N		GELECEKTEKİ İŞLETME					
Katılımcı							

مشروع تنمية العمالة وزيادة الأعمال لفلسطيني سوريا (SPEED)

استبيان تقييم الاحتياجات والقدرات

رقم الاستمارة	مدينة التقييم	تاريخ التقييم		X
الاسم الشخصي والعائلي للمستطلع	مكان التقييم	ساعة التقييم		
إقرار المسح				
<p>دعنا مؤتمر القمة الإسلامي الثالث عشر (دورة الوحدة والتضامن من أجل العدالة والسلام) الذي عقد في إسطنبول، جمهورية تركيا، في فترة 10-15 أبريل 2016 إلى دعم وتوسيع برنامج التمكين الاقتصادي للشعب الفلسطيني، ودعا الحكومات والقطاع الخاص والمنظمات والأفراد للمساهمة في موارده.</p> <p>X وقد تم إطلاق مشروع "تنمية العمالة وزيادة الأعمال لفلسطيني سوريا (SPEED)" استجابة لدعوة مؤتمر القمة لمنظمة التعاون الإسلامي لتوسيع برنامج التمكين للأسر الفلسطينية اللاحقة على المستوى الاجتماعي والنفسى والصحي والتعليمي وكذلك الاقتصادي.</p> <p>ويهدف هذا المسح إلى توفير البيانات ذات الصلة من أجل تنفيذ المكونات الفرعية في إطار مشروع سبيد (SPEED).</p>				
<p>ينقسم الاستبيان إلى الأجزاء التالية:</p> <p>I: موافقة المستطلع: يطلب من المجيبين إعطاء موافقتهم على تبادل المعلومات التي تم جمعها مع أصحاب المصلحة في المشروع من أجل تنفيذ المكونات الفرعية لمشروع سبيد.</p> <p>1-1: أجزاء مواضيعية: يشمل هذا القسم أسئلة حول (أ) تحديد الهوية، (ب) الهجرة، (ج) الأسرة، (د) التعليم، (هـ) الصحة، (و) استحقاقات ومساعدات الضمان الاجتماعي وإعادته، (ز) العمالة، (ح) اللغة (ط) المساكن، (ي) الشمول المالي، (ك) الاحتياجات من حيث الدعم ونوعه، و (ل) الرغبة في العودة إلى بلد الموطن. 2-1: أجزاء مواضيعية: يشمل هذا القسم أسئلة حول (م) الأعمال القائمة، و (ن) الأعمال المستقبلية.</p> <p>X واستناداً إلى أطباع السياقي للاقسام، ففي حين أن الأقسام (أ) حتى (ح) تتطلب تقديم المعلومات من قبل جميع أفراد الأسرة، فإن الأقسام (ط) حتى (ل) تحتاج إلى تقديم المعلومات من طرف مستجيب واحد فقط.</p> <p>III: المهارات: هذا الجزء يطلب من المجيبين تقديم مهاراتهم وكيفية اكتسابهم لها. يجب ملء هذا القسم لكل فرد من أفراد العائلة.</p>				
موافقة المستطلع				
<p>الموافقة على مشاركة البيانات من قبل المستطلع:</p> <p>أقدم بالموافقة على مشاركة المعلومات الواردة في هذا النموذج مع كل من رئاسة إدارة الكوارث والطوارئ، تركيا (AFAD)، والبنك الإسلامي للتنمية (IDB)، وصندوق ضمان الائتمان التركي (KGF)، والسفارة الفلسطينية في أنقرة (PEA) ومركز الأبحاث الإحصائية والاقتصادية والاجتماعية والتدريب للدول الإسلامية (يسيرك)، واتحاد الغرف وبورصات السلع، تركيا (TOBB)، وجمعية الهلال الأحمر التركي (TRC) لأغراض المشروع.</p> <p>X ويمكن مشاركة نتائج المسح ومناقشتها مع المنظمات الوطنية الإقليمية والدولية للوصول إلى تحليل أكثر دقة وقابلية للتطبيق على الصعيد الدولي.</p>				
<p>الإسم الشخصي والعائلي للمستطلع</p>				
<p>التوقيع</p>				

مشروع تنمية العمالة وزيادة الأعمال لفلسطينيي سوريا (SPEED)

استبيان تقييم الاحتياجات والقدرات

رقم الاستمارة		مدينة التقييم		رقم الاستمارة	
اسم الشخصى والعائلى للمتطلع		مكان التقييم		اسم الشخصى والعائلى للمتطلع	
أ	تاريخ الميلاد (اليوم/الشهر/السنة)	تاريخ الميلاد (اليوم/الشهر/السنة)	مدينة الولادة	الاسم الأول والوسط	تحديد الهوية رئيس العائلة (0) فرد العائلة 1 (ب1) فرد العائلة 2 (ب2) فرد العائلة 3 (ب3) فرد العائلة 4 (ب4) فرد العائلة 5 (ب5) فرد العائلة 6 (ب6) فرد العائلة 7 (ب7)
ب	بلد المغادرة	تاريخ الوصول إلى تركيا (اليوم/الشهر/السنة)	مدينة الوصول في تركيا	الجنسية	الهجرة رئيس العائلة (0) فرد العائلة 1 (ب1) فرد العائلة 2 (ب2) فرد العائلة 3 (ب3) فرد العائلة 4 (ب4) فرد العائلة 5 (ب5) فرد العائلة 6 (ب6) فرد العائلة 7 (ب7)
ج	إذا كانت الحالة الاجتماعية هي (4) أو (5) أو (6)، متى انفصلت عن زوجك/زوجتك؟ (بسبب الطلاق/الوفاة أو القتل- الخ) (اليوم/الشهر/السنة)	إذا كانت الحالة الاجتماعية هي (3)، متى تزوجت؟ (اليوم/الشهر/السنة)	1. أعزب/عزيبه 2. متزوج (ب) 3. متزوج (ب) 4. متزوج (ب) 5. متزوج (ب) 6. متزوج (ب) 7. متزوج (ب) 8. متزوج (ب) 9. متزوج (ب)	العلاقة مع رئيس العائلة (0)	الجنس (نثى/ذكر)
					رئيس العائلة (0) فرد العائلة 1 (ب1) فرد العائلة 2 (ب2) فرد العائلة 3 (ب3) فرد العائلة 4 (ب4) فرد العائلة 5 (ب5) فرد العائلة 6 (ب6) فرد العائلة 7 (ب7)

مشروع تنمية العمالة وزيادة الأعمال لفلسطيني سوريا (SPEED)

استبيان تقييم الاحتياجات والقدرات

رقم الاستمارة	الاسم الشخصي والعائلي للمتطلع	ممنوعة التقييم	مكان التقييم	تاريخ التقييم	ساعة التقييم
X			II أجزاء مواضعية		
	التعليم	الوسخ الدراسي الأخير 1. قدر على القراءة والكتابة 2. شهادة المدرسة الابتدائية 3. شهادة المدرسة الإعدادية 4. شهادة المدرسة الثانوية 5. شهادة مدسة مهنية 6. شهادة التعليم العالي (بكالوريوس فنون/علوم أو ما يعادلها) 7. شهادة الماجستير (ماجستير فنون/علوم أو ما يعادلها) 8. شهادة الدكتوراه	مسجل حالياً في 1. مدرسة ما قبل الابتدائية 2. مدرسة ابتدائية 3. مدرسة إعدادية 4. مدرسة ثانوية 5. مدرسة مهنية أو تدريب مهني 6. شهادة التعليم العالي (بكالوريوس فنون/علوم أو ما يعادلها) 7. شهادة الماجستير (ماجستير فنون/علوم أو ما يعادلها) 8. شهادة الدكتوراه	ما هي اختصاصكم؟ 1. علوم الصحة (الطب، التمريض، القبالة، الخ) 2. الهندسة (الكهرباء، الماسوب، الميكانيك، الخ) 3. العلوم الاقتصادية (الاقتصاد، الإدارة، التسويق، الإحصاءات، الخ) 4. علوم التربية (التدريب، الخ) 5. العلوم الاجتماعية (علم الاجتماع، علم النفس، الخ) 6. الفنون والفنك والأداب (الطبعة، الترجمة التحريرية، الترجمة الفورية، علم الآثار، الخ) 7. العلوم الأساسية (الرياضيات، الفيزياء، الكيمياء، الخ) 8. أخرى (برجي التحديد)	هل تعلمون على أي علاج لمرضكم بشكل مستمر؟ 1. نعم، علاج كامل 2. نعم، محدود جداً 3. لا
	الصحة	هل النيك أي نوع من التأميل الصحي؟ 1. نعم، حكومي 2. نعم، خاص 3. نعم غير ذلك (برجي التحديد) 4. لا 5. لا أعلم/لا إجابة	هل تتناولون من أي مرض مزمن؟ 1. السرطان 2. السكري 3. الأمراض الدماغية العصبية 4. مرض القلب 5. أمراض الكلى 6. أمراض الجهاز التنفسي (الربو، الخ) 7. مرض الفوقية والصدية 8. أخرى (برجي التحديد) 9. مرض عقلي/نفسى	إن كنتم لا تحصلون على أي علاج، هل ترغبون في الحصول على الدعم اللقي العلاج اللازم؟ 1. نعم 2. لا	هل يمكنكم تحديد أي تفاصيل عن استحقاقات الخدمات الاجتماعية التي تتلقونها؟
	رقبوس العنائة (0)	رقبوس العنائة (0)			
	فرد العنائة 1 (1-أ)	فرد العنائة 1 (1-أ)			
	فرد العنائة 2 (2-أ)	فرد العنائة 2 (2-أ)			
	فرد العنائة 3 (3-أ)	فرد العنائة 3 (3-أ)			
	فرد العنائة 4 (4-أ)	فرد العنائة 4 (4-أ)			
	فرد العنائة 5 (5-أ)	فرد العنائة 5 (5-أ)			
	فرد العنائة 6 (6-أ)	فرد العنائة 6 (6-أ)			
	فرد العنائة 7 (7-أ)	فرد العنائة 7 (7-أ)			
	الصحة	هل يعاني فرد من أي صعوبات في أي من الأمور التالية؟ السمع	الحركة	الفيهم	التواصل
	رقبوس العنائة (0)	رقبوس العنائة (0)			
	فرد العنائة 1 (1-أ)	فرد العنائة 1 (1-أ)			
	فرد العنائة 2 (2-أ)	فرد العنائة 2 (2-أ)			
	فرد العنائة 3 (3-أ)	فرد العنائة 3 (3-أ)			
	فرد العنائة 4 (4-أ)	فرد العنائة 4 (4-أ)			
	فرد العنائة 5 (5-أ)	فرد العنائة 5 (5-أ)			
	فرد العنائة 6 (6-أ)	فرد العنائة 6 (6-أ)			
	فرد العنائة 7 (7-أ)	فرد العنائة 7 (7-أ)			
	استحقاقات ومساعدات الضمان الاجتماعي وراثته	هل تتلقون أي نوع من استحقاقات/مساعدات الخدمات الاجتماعية؟ 1. نعم 2. لا 3. لا أعلم/لا إجابة	هل يمكنكم كتابة أسماء المؤسسات التي تتلقون منها أي من استحقاقات ومساعدات الضمان الاجتماعي؟		
	رقبوس العنائة (0)	رقبوس العنائة (0)			

مشروع تنمية العمالة وزيادة الأعمال لفلسطيني سوريا (SPEED)

استبيان تقييم الاحتياجات والقدرات

رقم الاستمارة	الاسم الشخصي والعائلي للمتطلع	محلبة التقييم	مكان التقييم	تاريخ التقييم	ساعة التقييم	رقم الاستمارة	الاسم الشخصي والعائلي للمتطلع
X			أجزاء مؤسسية				
	فرد العائلة 1 (ب-1)						
	فرد العائلة 2 (ب-2)						
	فرد العائلة 3 (ب-3)						
	فرد العائلة 4 (ب-4)						
	فرد العائلة 5 (ب-5)						
	فرد العائلة 6 (ب-6)						
	فرد العائلة 7 (ب-7)						
	استحقاقات ومساعات الضمان الاجتماعي وعائلته	ما هو نوع استحقاقات الخدمات الاجتماعية المتلقاة ومدى توافرها؟ مواد غذائية (مستلزمات النظافة، مستلزمات العناية بالربص، البطانيات، الأثاث، وطبسية المدرسة، المدرسية، الخ) مواد غير غذائية (مستلزمات النظافة، مستلزمات العناية بالربص، البطانيات، الأثاث، وطبسية المدرسة، المدرسية، الخ)	مساعدات الرعاية الموسمية (رعاية الأطفال، ملوى النساء، مركز إعادة التأهيل، الخ)	مساعدات مالية (تقنية، على شكل قسائم تقنية، رسوم مدرسية، الخ)			
	رئيس العائلة (ب-0)						
	فرد العائلة 1 (ب-1)						
	فرد العائلة 2 (ب-2)						
	فرد العائلة 3 (ب-3)						
	فرد العائلة 4 (ب-4)						
	فرد العائلة 5 (ب-5)						
	فرد العائلة 6 (ب-6)						
	فرد العائلة 7 (ب-7)						
	استحقاقات ومساعات الضمان الاجتماعي وعائلته	هل بإمكانكم تحديد مصدر استحقاقات/ إعانات الضمان الاجتماعي؟ وكالات حكومية وزارات، بلديات، الخ)	منظمات غير حكومية (الهيئات الأخرى، الخ)	قارب، أصدقاء، جيران			
	رئيس العائلة (ب-0)						
	فرد العائلة 1 (ب-1)						
	فرد العائلة 2 (ب-2)						
	فرد العائلة 3 (ب-3)						
	فرد العائلة 4 (ب-4)						
	فرد العائلة 5 (ب-5)						
	فرد العائلة 6 (ب-6)						
	فرد العائلة 7 (ب-7)						

مشروع تنمية العمالة وزيادة الأعمال لفلسطيني سوريا (SPEED)

رقم الاستمارة	الاسم الشخصي والعائلي للمتطلب	محنة التقييم	مكان التقييم	تاريخ التقييم	ساعة التقييم
X			II أجزاء مؤسسية		
	استحقاقات ومساعات الضمان الاجتماعي وراثته	ما هو مجموع المساعدات المالية الإجمالية (بقذا) التي تلقيتموها في العام الماضي؟ 0. لا شيء 1. أقل من 5000 ليرة تركية 2. 5000 - 10000 ليرة تركية 3. 10000 - 15000 ليرة تركية 4. 15000 - 20000 ليرة تركية 5. 20000 - 25000 ليرة تركية 6. 25000 - 30000 ليرة تركية 7. أكثر من 30000 ليرة تركية	ما هي القيمة التقديرية الإجمالية المعادلة لاستحقاقات الخدمات الاجتماعية المعنية التي حصلتم عليها في العام الماضي؟ 0. لا شيء 1. أقل من 5000 ليرة تركية 2. 5000 - 10000 ليرة تركية 3. 10000 - 15000 ليرة تركية 4. 15000 - 20000 ليرة تركية 5. 20000 - 25000 ليرة تركية 6. 25000 - 30000 ليرة تركية 7. أكثر من 30000 ليرة تركية	ما هو مستوى رضاكم عن فوائد الخدمات الاجتماعية التي تم الحصول عليها في العام الماضي؟ 1. غير راض جدا 2. غير راض 3. لا راض ولا غير راض 4. راض 5. راض جدا	هل بإمكانكم تحديد السبب وراء هذا المستوى من الرضى/ عدم الرضى؟
	رئيس العائلة (0)				
	فرد العائلة 1 (ب-1)				
	فرد العائلة 2 (ب-2)				
	فرد العائلة 3 (ب-3)				
	فرد العائلة 4 (ب-4)				
	فرد العائلة 5 (ب-5)				
	فرد العائلة 6 (ب-6)				
	فرد العائلة 7 (ب-7)				
	العملة	هل سبق لكم العمل قبل أن تنقلوا إلى تركيا؟ 1. نعم، رب عمل (أعمال خاصة) 2. نعم، عمل بدوام كامل (أكثر من 35 ساعة في الأسبوع) 3. نعم، عمل بدوام جزئي (15-34 ساعة في الأسبوع) 4. نعم، عمل غير نظامي (14-1 ساعة في الأسبوع) 5. لا، عاطل	إذا كان الجواب نعم، ما كانت مهنتك في السابق؟ 1. أنا كان الجواب نعم، ما كنت مهنتك في السابق؟ 2. نعم، رب عمل (أعمال خاصة) 3. نعم، عمل بدوام مستمر (أكثر من 35 ساعة في الأسبوع) 4. نعم، عمل بدوام جزئي (15-34 ساعة في الأسبوع) 5. نعم، عمل غير نظامي (14-1 ساعة في الأسبوع) 6. لا، عاطل ولا أرتغب في العمل	إذا كان الجواب لا، هل تقدمت بطلب للحصول على وظيفة في تركيا؟ 1. نعم، تقدمت بالطلب وحصلت على رد إيجابي 2. نعم، تقدمت بالطلب ولكن حصلت على رد سلبى 3. لا، لم أقدم بالطلب على الإطلاق 4. لا، لم أتأكد من التقدم بالطلب بسبب بعض القيود	
	رئيس العائلة (0)				
	فرد العائلة 1 (ب-1)				
	فرد العائلة 2 (ب-2)				
	فرد العائلة 3 (ب-3)				
	فرد العائلة 4 (ب-4)				
	فرد العائلة 5 (ب-5)				
	فرد العائلة 6 (ب-6)				
	فرد العائلة 7 (ب-7)				

مشروع تنمية العمالة وزيادة الأعمال لفلسطيني سوريا (SPEED)

استبيان تقييم الاحتياجات والقدرات

رقم الاستمارة	الاسم الشخصي والعائلي للمتطلع	ممنية التقييم	مكان التقييم	تاريخ التقييم	ساعة التقييم
X					
ح	العمالة	<p>هل بإمكانكم تحديد الصعوبات/ المشاكل التي تواجهونها بشأن طلبات العمل؟</p>			
	رئيس العائلة (0)			ما هو مصطلح تخطكم؟	0 لا شيء
	فرد العائلة 1 (ب)			1. دخل خاص (كوني رب عمل)	1. أقل من 500 ليرة تركية
	فرد العائلة 2 (ب)			2. راتب (كوني عامل)	2. 500 - 1000 ليرة تركية
	فرد العائلة 3 (ب)			3. دخل التقاعد	3. 1000 - 1500 ليرة تركية
	فرد العائلة 4 (ب)			4. استحقاقات الضمان الاجتماعي	4. 1500 - 2000 ليرة تركية
	فرد العائلة 5 (ب)			5. دخل من إنتاج الأسرة المعيشية	5. 2000 - 1501 ليرة تركية
	فرد العائلة 6 (ب)			6. الإيجارات من العقارات	6. أكثر من 2001 ليرة تركية
	فرد العائلة 7 (ب)			7. دخل من حسابات بنكية	
	فرد العائلة 7 (ب)			8. أخرى (يرجى التحديد)	
ط	اللغات	<p>ما هي اللغات التي يمكنك التحدث بها وبالي مستوى؟</p> <p>1. العربية 2. متوسط 3. متقدم 4. اللغة الأم</p>			
	رئيس العائلة (0)	العربية	الإنجليزية	التركية	أخرى ()
	فرد العائلة 1 (ب)				
	فرد العائلة 2 (ب)				
	فرد العائلة 3 (ب)				
	فرد العائلة 4 (ب)				
	فرد العائلة 5 (ب)				
	فرد العائلة 6 (ب)				
	فرد العائلة 7 (ب)				
ي	المسكن	<p>هل تعيشون مع عائلتكم فقط في المنزل؟ (إذا كانت الأسرة المعيشية مريحة قد يكون هناك أكثر من أسرة تعيش معاً في نفس المنزل)</p> <p>1. نعم 2. لا</p>			
	المستجيب				
ي	المسكن	<p>إذا كنتم تتفهمون الإنجليزية، يرجى تحديد مبلغ الإيجار الشهري؟</p> <p>1. 0 - 250 ليرة تركية 2. 251 - 500 ليرة تركية 3. 501 - 750 ليرة تركية 4. 751 - 1000 ليرة تركية 5. 1001 - 1500 ليرة تركية 6. أكثر من 1501 ليرة تركية</p>			
	المستجيب				
ي	المسكن	<p>هل السكن ملك لعائلتكم؟ (سكن خاص)</p> <p>1. نعم 2. لا 3. لا أعلم/لا أجابة</p>			
	المستجيب				
ي	المسكن	<p>هل تتفهمون الإنجليزية؟</p> <p>1. نعم 2. لا</p>			
	المستجيب				
ي	المسكن	<p>عنوان الإقامة في تركيا</p>			
	المستجيب				

مشروع تنمية العمالة وزيادة الأعمال لفلسطيني سوريا (SPEED) استبيان تقييم الاحتياجات والقدرات

تاريخ التقييم		مدينة التقييم		رقم الاستمارة	
ساعة التقييم		مكان التقييم		الاسم الشخصي والعائلي للمتطلع	
		أجزاء مواضع		X	
				المستجيب	
إذا كان الجواب لا، فما هي أسباب عدم تمكنك من فتح حساب مصرفي في تركيا؟		هل لديكم حسابات بنكية في تركيا؟		المستجيب	
1. عدم وجود عنوان مسجل في النظم		1. نعم 2. لا		المستجيب	
3. عدم وجود هوية تركي				المستجيب	
4. عدم التوفر على إيصالات الخدمات مسجلة باسم المتكلم بالطلب				المستجيب	
5. أخرى (يرجى التحديد)				المستجيب	
مغرب فيها بشدة		هناك حاجة لبعض الشيء		هل هناك حاجة إلى أي نوع من الدعم؟ (يرجى وضع علامة [X] في العمود المناسب)	
				المستجيب	
				المستجيب	
مساعدات مالية (تقديم) على شكل قسائم تقديمية، رسوم مدرسية، إلخ.		مواد غذائية (مستلزمات المنطقة) مستلزمات العناية بالارض، البطانيات، الأثاث، قرطاسية المدرسة، إلخ.		إذا كان الدعم ضروريا، ما نوع الدعم الذي ينبغي تقديمه؟	
مساعدات الرعاية الموسمية (رعاية الأطفال، ماوى النساء، مركز إعادة التأهيل، إلخ)				المستجيب	
أخرى (يرجى التحديد)				المستجيب	

مشروع تنمية العمالة وزيادة الأعمال لفلسطيني سوريا (SPEED)

استبيان تقييم الاحتياجات والقدرات

رقم الاستمارة		الاسم الشخصي والعائلي للمتطلع		رقم الاستمارة	X
تاريخ التقييم		ساعة التقييم		مدينة التقييم	مكان التقييم
ما هو النحل الشهوري للعمل التجاري؟		هل هناك مساهم في حصص العمل (الأعمال) التجاري(ة)؟		هل لدى عائلتكم حالياً أي أعمال تجارية مدرجة للدخل؟	الأعمال التجارية القائمة
1. أقل من 1000 ليرة تركية	2. 1000 - 2000 ليرة تركية	3. 2000 - 3000 ليرة تركية	4. 3000 - 4000 ليرة تركية	5. 4000 - 5000 ليرة تركية	
لماذا اخترتم هذا الموقع/ هذه المواقع من أجل أعمالكم؟		أين يقع النشاط التجاري الرئيسي؟		ما هي طبيعة نشاطكم التجاري الرئيسي؟	المستجيب
1. تقييم هنا	2. إيجارات مغفولة	3. ذات تكلفة عالية من السكان الفلسطينيين والعرب	4. أخرى (يرجى التحديد)	1. زراعي 2. تجاري 3. صناعي 4. خدماتي 5. لا أعلم/ لا إجابة	الأعمال التجارية القائمة
				ما نوع النشاط الذي واجهتموها خلال مرحلة بدء مشروعكم التجاري؟	المستجيب
هل لديك أو كانت لديك أية مشاكل مع التجار المجاورين لكم؟		ما نوع المشاكل التي واجهتموها خلال مرحلة بدء مشروعكم التجاري؟		ما هو الإيجار الشهوري للعمل التجاري؟	الأعمال التجارية القائمة
1. نعم	2. لا	3. لا أعلم/ لا إجابة	1. حاجز اللغة 2. مشاكل قانوني 3. أسباب إجرائية 4. حاجز اجتماعي 5. حاجز اقتصادي 6. أخرى (يرجى التحديد)	0. لا شيء 1. أقل من 500 ليرة تركية 2. 500 - 750 ليرة تركية 3. 750 - 1000 ليرة تركية 4. 1000 - 1250 ليرة تركية 5. 1250 - 1500 ليرة تركية 6. أكثر من 1500 ليرة تركية	
				كم عدد العاملين في النشاط التجاري الرئيسي الخاص بكم؟	
أخرون (يرجى التحديد) []		عربي		فرد من العائلة	
				النساء	
				الرجال	
				المجموع	

مشروع تنمية العمالة وزيادة الأعمال لفلسطيني سوريا (SPEED)

استبيان تقييم الاحتياجات والقدرات

رقم الاستمارة	الاسم الشخصي والعائلي للمتطلع	ممنية التقييم	مكان التقييم	تاريخ التقييم	ساعة التقييم
X			II أجزاء مؤسسية		
	الأعمال التجارية القائمة	هل تفهمون أقساط التأمين الاجتماعي لأفراد العائلة؟ 1. نعم 2. لا 3. لا أعلم/ لا اجابة	هل تفهمون أقساط التأمين الاجتماعي للموظفين الآخرين؟ 1. نعم 2. لا 3. لا أعلم/ لا اجابة	كيف تم تمويل النشاط التجاري الرئيسي عند إنشائه؟ 1. عن طريق الإيجار 2. عن طريق الرهن العقاري للممتلكات 3. عن طريق بيع ملكية 4. بواسطة قروض/ طلب ديون من الأقارب و الأصدقاء 5. عن طريق اعصادات قروض من مؤسسات مالية 6. بواسطة تركة 7. عن طريق منح 8. أخرى (يرجى التحديد)	ما هي مدة النفع بالشهر؟ (تكون حساب مهلة سداد الدفع)
	المستجيب				
	الأعمال التجارية القائمة	هل حصلتم على أية التفتتات أو قروض من أي مؤسسة مالية؟ 1. نعم 2. لا 3. لا أعلم/ لا اجابة	إذا تم تقييم أي التفتتات من طرف مؤسسة/مؤسسات مالية، هل بإمكانكم ذكر اسم/الاسماء هذه المؤسسة/المؤسسات؟	ما هي مدة النفع بالشهر؟ (تكون حساب مهلة سداد الدفع)	
	المستجيب				
	الأعمال التجارية القائمة	هل تم سداد القروض/ القروض؟ 1. نعم 2. لا	إذا كان الجواب لا، ما هي الأسباب لعدم تسديد الائتمان المستلم؟ 1. لم تنته بعد فترة الدفع 2. تمت إعادة جدولة فترة الائتمان 3. عدم القدرة على دفع المبالغ الشهرية للائتمان 4. عدم القدرة على التغطية في السوق 5. انعدام الطلب على المنتجات المصنعة/الخدمات المقدمة 6. أخرى (يرجى التحديد)	إذا كان الجواب نعم، ما هي الجوانب التي من المحتمل أن تطورا فيها أعمالكم؟ 1. توسيع مواقع التغطية 2. تعيين الأعمال 3. توظيف عدد أكبر من الموظفين 4. تغيير قطاع الأعمال 5. أخرى (يرجى التحديد)	إذا كان الجواب لا، ما هي الأسباب التي تحول دون توسيع أعمالكم التجارية القائمة؟ 1. نقص في التمويل 2. نقص في الأفكار للمشروع 3. نقص الطلب في السوق 4. جفاف/فكرة الأعمال غير مجدية 5. نقص في الخبرة 6. التردد أو الخوف من الخسارة 7. تغير الظروف الاقتصادية 8. تغير الظروف الاقتصادية 9. نقص في قوة الكفاءة 10. أخرى (يرجى التحديد)
	المستجيب				
	الأعمال التجارية المستقبلية	هل تتوقعون توسيع أعمالكم الجارية؟ 1. نعم 2. لا 3. لا أعلم/ لا اجابة	إذا كان الجواب نعم، متى تتخطون لتوسيع أعمالكم؟ 1. في أقل من سنة 2. 1-2 سنوات 3. 3-4 سنوات 4. أكثر من 4 سنوات	إذا كان الجواب نعم، ما هي الجوانب التي من المحتمل أن تطورا فيها أعمالكم؟ 1. توسيع مواقع التغطية 2. تعيين الأعمال 3. توظيف عدد أكبر من الموظفين 4. تغيير قطاع الأعمال 5. أخرى (يرجى التحديد)	إذا كان الجواب لا، ما هي الأسباب التي تحول دون توسيع أعمالكم التجارية القائمة؟ 1. نقص في التمويل 2. نقص في الأفكار للمشروع 3. نقص الطلب في السوق 4. جفاف/فكرة الأعمال غير مجدية 5. نقص في الخبرة 6. التردد أو الخوف من الخسارة 7. تغير الظروف الاقتصادية 8. تغير الظروف الاقتصادية 9. نقص في قوة الكفاءة 10. أخرى (يرجى التحديد)
	المستجيب				

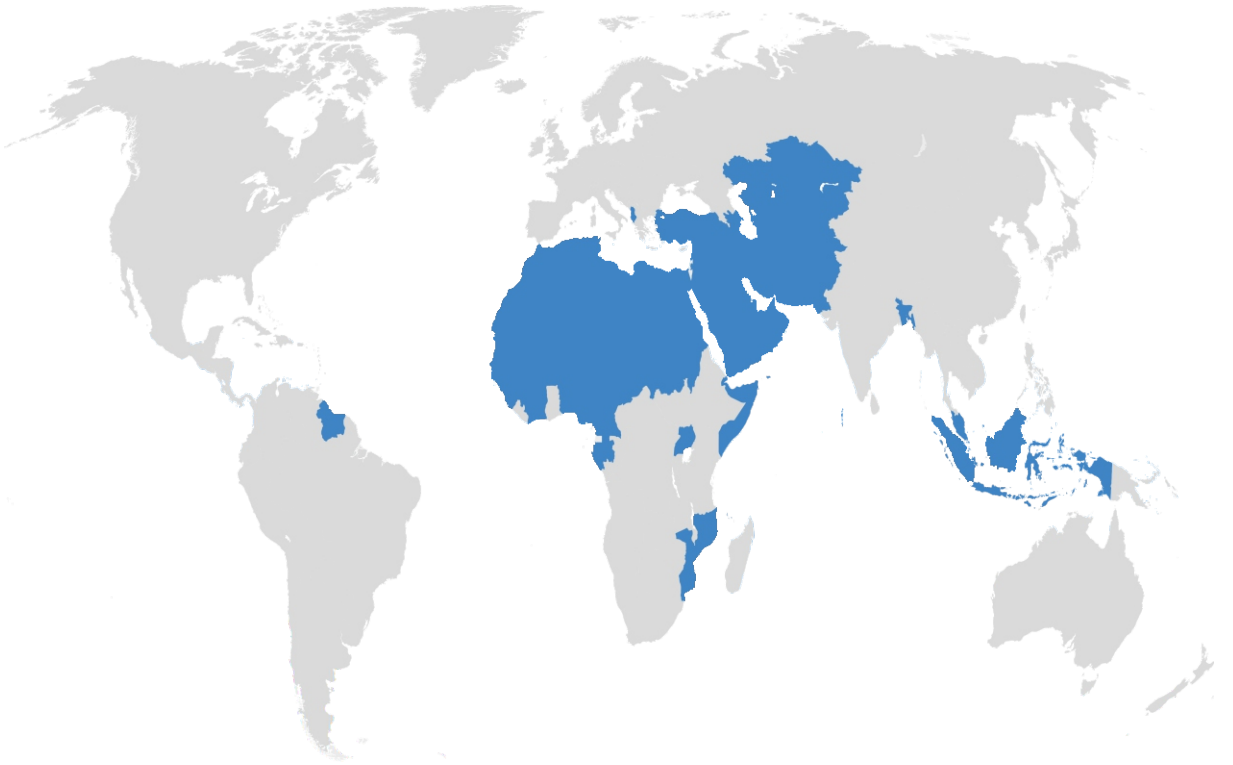
مشروع تنمية العمالة وزيادة الأعمال لفلسطيني سوريا (SPEED)

استبيان تقييم الاحتياجات والقدرات

رقم الاستمارة	الاسم الشخصي والعائلي للمتطلع	رقم الاستمارة	X
ممنية التقييم	مكان التقييم	تاريخ التقييم	ساعة التقييم
II أجزاء مؤنسية			
هل ترغب العائلة أو أحد أفرادها في بدء عمل تجاري قريباً؟ 1. نعم 2. لا 3. لا أعلم/ لا اجابة	هل توجد خطة عمل لتنفيذ الفكرة؟ 1. نعم 2. لا 3. لا أعلم/ لا اجابة	ماهي طبيعة فكرة المشروع؟ 1. زراعي 2. تجاري 3. صناعي 4. خاص بالخدمات 5. لا أعلم/ لا اجابة	هل يزور أي فرد من أفراد الأسرة أي نشاط إنتاجي في المنزل؟ 1. طهي طعام بعد بالمشغل (صناعة المخازير، المطبخ الفلسطيني، الخ) 2. إنتاج سلج حرفية (الطين، الخي، الخ) 3. الخياطة والحياكة 4. التدبير المنزلي (التنظيف، كي الملابس الخ) 5. أنشطة التجميل (قص الشعر، الماكياج، ماكياج الخ) 6. تعليم اللغة العربية أو أي دروس أخرى 7. زراعة النباتات، الخضار والفواكه... الخ 8. تربية الحيوانات (إنتاج البيض والحليب والأجبان الخ).. 9. بيع عن طريق خدمات التجوال 10. أخرى (برجى التحديد)
هل هذا النشاط خاص فقط بـ 1. الاستهلاك المنزلي فقط؟ 2. التسوق الخارجي فقط؟ 3. الاستهلاك المنزلي والتسوق الخارجي؟	إذا كان الجواب نعم، ما نوع الصفقات التي يمكنكم تنفيذها أو التعاقد بها البيوتك؟ 0 لا يمكن تقديم/ التعاقد بـ صفقات 1. سند عقاري/ ملكية أرض 2. سيارات 3. الشيكات التجارية المتاحة 4. الحسابات المستحقة 5. أخرى (برجى التحديد)	إذا كان الجواب لا، الرجاء ذكر الأسباب؟ 1. أسباب دينية 2. عدم وجود ضمانات البيوتك 3. شروط القرض غير ملائمة 4. إمكانية الحصول على تمويل من أقرب وأصدقائه 5. إمكانية الحصول على تمويل المساهمة في التمويل 6. إمكانية الحصول على منح 7. أخرى (برجى التحديد)	الأعمال التجارية المستقلة
المستجيب	المستجيب	المستجيب	المستجيب

مشروع تنمية العمالة وزيادة الأعمال لفلسطيني سوريا (SPEED)
استبيان تقييم الاحتياجات والتقررات

رقم الاستمارة		الاسم الشخصي والعائلي للمستطلع																						
مدينة التقييم		مكان التقييم																						
تاريخ التقييم		ساعة التقييم																						
٥	٤	٣	٢	١																				
III_المهارات																								
إنا كان لديكم المهارة ذات الصلة، يرجى وضع X																								
كيفية اكتساب هذه المهارة؟																								
هل ترغبون في اكتساب هذه المهارة؟	عن طريق العمل				عن طريق الدراسة																			
يرجى وضع علامة (X) إذا كان جوابكم نعم	0	1	2	3	4	5	6	7	8	9	10	11	12	13	14	15	16	17	18	19	20	21	22	23
٢٤	٢٣	٢٢	٢١	٢٠	١٩	١٨	١٧	١٦	١٥	١٤	١٣	١٢	١١	١٠	٩	٨	٧	٦	٥	٤	٣	٢	١	٠
المجال		المجال الفرعي																						
الصحة		مصانع المختبرات																						
الصحة		التقانات																						
الصحة		المرضى والممرضات																						
الصحة		فني العلاج الطبيعي والمساعدون																						
الصحة		أخرى (يرجى التحديد بتفصيل)																						
الخدمات والمبيعات		مصارف																						
الخدمات والمبيعات		مصحف التعمير والتجميل والعمل نوى الصلابة																						
الخدمات والمبيعات		معمل خدمات الحماية (الحراس، رجال الاطفاء، ضبط الشرطة، الخ)																						
الخدمات والمبيعات		مندوبو المبيعات (المنتجات)، الصراؤون، الخ.																						
الخدمات والمبيعات		مندوبو المبيعات (التجارخ والسوق)																						
الخدمات والمبيعات		معمل الرعاية الخاصة (رعاية المسنين ورعاية الاطفال)																						
الخدمات والمبيعات		مراقبو المرور، مرشدون سياحيون																						
الخدمات والمبيعات		التواصل والتدلات																						
الوظائف التقنية		فنيو الأذاعة وتقنيو المواد السمية - المصرية																						
الوظائف التقنية		مبرمجي الكمبيوتر ومطوري تطبيقات الهاتف النقالم																						
الوظائف التقنية		سائق (الحافلات، الترام، الخ)																						
الوظائف التقنية		سائق (سيارة، سيارة أجرة، شاحنة، الخ)																						
الوظائف التقنية		سائق (دراجة نارية، الخ)																						
الوظائف التقنية		تقنيو كهرباء																						
الوظائف التقنية		خبراء نظم المعلومات الجغرافية (GIS)، وتقنيو المصور، وما إلى ذلك.																						
الوظائف التقنية		مصممو الرسوم البيانية																						
الوظائف التقنية		خبراء أنظمة التكييف والتدفئة المنزلية والتجارية والتجارية (التكييف الخ)																						
الوظائف التقنية		فنيو تكنولوجيا المعلومات (خبراء شركة الكمبيوتر، المبرمجون على النظام، وما إلى ذلك)																						
الوظائف التقنية		مستخدمو برنامج Office، العاملون في مجال المعلومات ppt، word، excel الخ.																						
الوظائف التقنية		القيام على تشغيل المصانع والآلات وتجميعها																						
الوظائف التقنية		عالمو الإصلاح (السيارات، الدراجات النارية، الدراجات الهوائية، الخ)																						
الوظائف التقنية		عالمو الإصلاح (الأجهزة الإلكترونية، التلفاز، والراديو، والهواتف المحمولة، وما إلى ذلك)																						
الوظائف التقنية		عالمو الإصلاح (الآلات، الخ)																						
الوظائف التقنية		خبراء وسائل الإعلام الجماهيرية والمصورين، الخ.																						
الوظائف التقنية		خبراء الرياضة واللياقة البدنية																						
الوظائف التقنية		مصممو المواقف والمبرمجون عليها																						
الوظائف التقنية		أخرى (يرجى التحديد بتفصيل)																						



STATISTICAL, ECONOMIC AND SOCIAL RESEARCH
AND TRAINING CENTRE FOR ISLAMIC COUNTRIES

Kudüs Cad. No:9 Diplomatik Site 06450 ORAN-Ankara, Turkey
Tel: (90-312) 468 61 72-76 Fax: (90-312) 468 57 26
Email: oi Ankara@sesric.org Web: www.sesric.org