



**Workshop on Muslim Diaspora:
Prospects and Challenges for Global Peace and Prosperity**

12-13 May 2018

İstanbul, Turkey

Associate Professor Gürol Baba

**Social Sciences University of Ankara
SESRIC GMD Research Team**

Aspects researched

- The **situation** of Muslim communities in the diaspora countries – profiles (religious, cultural, professional, educational) difficulties/challenges, opportunities, discrimination
- Host countries' **perceptions and attitudes** – social relations, negative attitudes, effectiveness of integration and migration attitudes
- Muslim diaspora's **relations with home** country – visits, cultural differentiation, feeling of exclusion, level of interest issues at home

Research Activities

- **Two major parts: primaries & secondaries**
 - **Primaries: London, Paris, Berlin**
 - **Secondaries: Europe, America, Asia, Pacific**
- **Interactive Muslim Diaspora Map**

Primaries

- Detailed fieldwork
 - interviews with selected key individuals
 - workshops with representatives of Muslim NGOs
 - a survey with 150 Muslim individuals in each of the three countries
- Country Reports of the UK, France, Germany

Primaries

- Country Reports of the UK, France, Germany
- **The size**, both absolute and relative to the host country population, of the Muslim community in the country;
- **Diversity** of the Muslim community reflecting a plurality of ethnic, cultural, religious backgrounds
- **Significant differences** in the migration histories of the selected countries, particularly in relation to the migration of Muslim communities (e.g. colonial migration, labour migration, asylum-seeking, etc.)

Secondaries

- Muslim Diaspora Factsheets
 - Demographic features -population, age-gender, marriage, ethnic-national demography
 - Education profile -educational conditions, educational rights, access to education
 - Socio-economic structure and mobility -professional positions, level of revenues, business sectors, employability
 - Political participation -voting patterns, association membership, citizenship, civil society

Secondaries

- Muslim Diaspora Factsheets
 - Legal procedures -means of education, marriage procedures
 - Religious organizations and associations -religion-oriented structures, centers, courses, organizations
 - National and cross-national relations -with host society and other minorities, politico-cultural and economic relations with the country of origin
 - Visibility in the Media and public opinion discussions -media reports/news/projects on the Muslim community

Secondaries

- Muslim Diaspora Factsheets

Global Migration and Integration Database: Muslim Communities Located in West Countries			
CHINA			
The Country Context	1. Historical Context	1.1 Brief Historical Background of Immigration into the Country	*When has different waves of immigration started? *Which major groups arrived through which channels (e.g. Colonial links, guest-worker schemes, labour migration, asylum-seeking, family reunion, etc.)? *A chronological panorama of important dates.
		1.2 Brief Historical Background of Immigration of Muslims into the Country	*The above questions in relation to Muslim communities.
		1.3 Non-Muslim Migrant Communities and the Social Structure	*Which major non-Muslim migrant communities are there in the country? *A brief description of how each major migrant community is placed within the social structure.

Secondaries

- Muslim Diaspora Factsheets

		<p>1.4 Any Important Country-Specific Peculiarities (Origin and/or Destination)</p>	<p>* Are there any significant factor/issue that needs to be mentioned in relation to the specific country or the origin country of a specific Muslim community in that country?</p>	
	<p>2. Legal Political Social Context</p>	<p>2.1 The Institutional Structure of Migration/Diversity Management</p>	<p>* Is there a "migration ministry", "department of multiculturalism", etc.?</p> <p>* Which institutions (ministries, local councils, bureaucratic departments, etc.) are authorised in migration management? Which institutions are authorised to manage diversity (i.e. regarding minorities and migrant communities)?</p>	
		<p>2.2 The Legal Context of Migration/Diversity Management</p>	<p>* What are the laws and regulations that govern migration?</p> <p>* Are there any laws regarding/regulating minorities?</p> <p>* What are the major policies?</p> <p>* A chronology of major policies and legislation in this field?</p>	

Secondaries

- Muslim Diaspora Factsheets

		2.3 The Legal/Political Context Regarding Muslim Communities	* Are there any peculiar institutions/laws that are related to or address Muslim communities especially or exclusively?	?
		2.4 Integration/Cohe sion Policies	* What is the understanding of integration of immigrants? * What is the major policy framework towards integration? * Any specific tools, programmes or policies towards integration of Muslim communities?	?
		2.5 Education Policies	* The context of the education of Muslim communities (school system, rights, problems) * Education policies regarding/addressing Muslim communities	?
		2.6 Discrimination	* Any official statistics/ Research findings concerning discrimination against Muslim communities	?

Secondaries

- Muslim Diaspora Factsheets

		<p>2.7 Citizenship Policies</p>	<p>*Is dual/multiple nationality allowed in the country?</p> <p>*Relevant legislation that regulates citizenship policies.</p> <p>*Historical background, transformation, chronology of major changes with this regard.</p> <p>*Statistics on naturalization and dual/multiple citizenship rates.</p>	<p>?</p>
		<p>2.8 Significant Institutions of Muslim Communities</p>	<p>*What are the most significant institutions founded and/or attended by Muslim communities?</p> <p>*A list of such institutions including, if available, membership numbers, fields of activity, links to websites.</p> <p>*Main funding sources and methods</p> <p>*Transnational links and activities (particularly with home country but also with other communities and institutions across the globe)</p> <p>*Relations with the state, public institutions,</p>	<p>?</p>

Secondaries

- Muslim Diaspora Factsheets

			<p>counterpart institutions, and other communities</p> <p>*What makes it significant/important/beneficial for the Muslim community</p>	
		<p>2.8.a NGOs and Foundations and Associations of Muslim Communities</p>	??	?
		<p>2.8.b Media Outlets</p>	??	?
		<p>2.8.c Political Parties</p>	??	?
		<p>2.8.d Educational Institutions Schools</p>	??	?
		<p>2.8.e Research Centers Think-Tanks Academic Institutions</p>	??	?
		<p>2.8.f Cultural Centers</p>	??	?

Secondaries

- Muslim Diaspora Factsheets

		Recreational Centers	??	
		2.8.g Companies Economic Enterprises	??	??
		2.9 Significant Migrated Persons	* Individuals from Muslim communities who are making significant contribution in social, political, economic or artistic life in the host society. * A list of such people including, if available, details about ethnic, demographic, socio-economic characteristics of each individual as well as a brief personal historical trajectory (born in the country or migrated?; education; professional career steps, etc.)	??
		2.9.a Politicians Political Figures (including well-known activists)	??	??
		2.9.b Writers (Literary writers and journalists)	??	??
		2.9.c Artists	??	??

Secondaries

- Muslim Diaspora Factsheets

		(Painters, sculptors, actors, etc.)		
		2.9.d Intellectuals, Academicians, Scientists	??	?
		2.9.e Religious Figures/ Clerics	??	?
		2.9.f Sportspeople (Athletes, footballers, coaches/trainers)	??	?
		2.9.g Businesspeople	??	??
??	??	??	??	??

Secondaries

- Muslim Diaspora Factsheets

<p>Profile of the Migrated Community in Each Country</p>	<p>3. Profile of the Muslim Community in Each Country</p>	<p>3.1 Demographic Profile</p>	<p>*What are the main demographic characteristics of the Muslim communities in the country regarding the sub-variables? *Whenever possible, full breakdown of the Muslim community with respect to different ethnic groups and origin countries will be provided (e.g. age distribution of the Muslim community; age distributions in each ethnic group within the total population of Arabs, Turks, Persians, Kurds, Pakistanis, etc.) *Age distributions in each country of origin group (SA, Iraq, Turkey, Indonesia, etc.) *Cross-tabulations of different variables will be compiled whenever possible (age-sex; age-socio-economic status; sex-educational attainment etc.) *Most recent official statistics and national census info will be used</p>	<p>.</p>
---	--	---------------------------------------	--	----------

Secondaries

- Muslim Diaspora Factsheets

			<p>whenever available. ²</p> <p>* In case official statistics are unavailable, research reports and academic literature will be utilized. ²</p> <p>* If no written sources are available, country experts will be contacted and best estimates will be gathered to reach the most accurate figures. ²</p>	
		<p>3.1.a Size of Total Muslim Population in the country</p>	<p>²</p>	<p>²</p>
		<p>3.1.b Age Distribution</p>	<p>* The proportionate numbers of persons in successive age categories ²</p>	<p>²</p>

Secondaries

- Muslim Diaspora Factsheets

			(i.e. 0-17; 18-45; 46-65; 66+)	
		3.1.c Sex Distribution	??	??
		3.1.d Inter-Marriage Rates	??	?? ?
		3.1.e Sizes of Ethnic Groups within Muslim Community (Arabic, Turkish, Kurdish, Pakistani, etc.)	??	?
		3.1.f Sizes of Communities from Different Origin Countries within the Muslim Community (Turker, UAE, Iraq, India, etc.)	??	??
		3.1.g Distribution according to Generation (original migrants [first generation], 2nd generation, 3rd generation so on)	??	??

Secondaries

- Muslim Diaspora Factsheets

		3.1.h Numbers of Citizenship	*The respective numbers of Muslims with (i) only country of origin (or 3rd country) citizenship; (ii) only host country citizenship; (iii) dual/multiple citizenship	??
		3.2 Education Profile		??
		3.2.a Educational Attainment	*Distribution of Muslim community according to educational attainment (highest level of graduation: i.e. primary, secondary, university, post-graduate degrees.	?
		3.2.b Access to Education	*The rate of access to education (i.e. what percentage of school-aged population enrolls in formal education)	??
		3.3 Socio-Economic Status and Social Mobility		?
		3.3.a Distribution according to Working Status	*Distribution according to working status in categories of working full-time, working part-time, self-employed, not working, on public welfare, retired, etc.	??
		3.3.b Job		??

Secondaries

- Muslim Diaspora Factsheets

		Distribution (Public/Private/ Self-Employed)		
		3.3.c Distribution according to Economic Sectors (Industry/ Education/ Services/ Information Technologies, etc)	??	?
		3.3.d Distribution according to Income Levels	??	?
		3.3.e Unemployment Rates	??	?
		3.4 Political Participation	??	?
		3.4.a Level of Voting Turn-out Rate in the Local, National, EU-level Elections	??	?
		3.4.b Level of Voting Turn-out Rate in Trans- National Elections (i.e. Elections in the country of origin)	??	?

Secondaries

- Muslim Diaspora Factsheets

		3.4.c Civic Engagement *Proportion of people who are members of NGOs *Proportion of people who are members of political parties	?
		3.5 Political Representation/Visibility	??
		3.5.a Number of Current MPs	??
		3.5.b Number of Elected Local Politicians (i.e. members of city/municipal councils, etc)	??
		3.5.c Position in Political Structure	??
		3.6 Religious Organisations and Institutions	??
		3.6.a Religious Centers/Places of Worship	??
		3.6.b Religious Courses	??
		3.6.c Religious NGOs and Charities	??
		3.7 National, Transnational and Intercultural	??

Secondaries

- Muslim Diaspora Factsheets

		Relations		
		3.7.a Relations with the host society	??	?
		3.7.b Inter-communal relations amongst Muslim communities	??	?
		3.7.c Relations with non-Muslim minority communities	??	?
		3.7.d Relations with the country of origin	??	?
??	??	??	??	?
Monitoring of the Country and Rights and Representations of Migrated Communities	4. Monitoring of the Rights and Freedoms of Muslim Communities	4.1 Political Rights and Freedoms	??	?
		4.1.a Evaluation of Political Rights and Freedoms of the Muslim Community in the Country	??	?
		4.1.b Violations	??	?

Secondaries

- Muslim Diaspora Factsheets

		of Political Rights and Freedoms	
		4.2 Religious and Cultural Rights and Freedoms	??
		4.2.a Evaluation of Religious and Cultural Rights and Freedoms of the Muslim Community in the Country	??
		4.2.b Violations of Religious and Cultural Rights and Freedoms	??
		4.3 Educational Rights and Freedoms	??
		4.3.a Evaluation of Educational Rights and Freedoms	??
		4.3.b Violations of Educational Rights and Freedoms	??
		4.4 Civil Rights and Freedoms (i.e. freedom of association; membership; etc.)	??

Secondaries

- Muslim Diaspora Factsheets

		4.4.a Evaluation of Civil Rights and Freedoms	??	??
		4.4.b Violations of Civil Rights and Freedoms	??	??
??	??	??	??	??
	5. Monitoring of visibility and representation of Muslim Communities	5.1 Visibility in Written Media	* Number of news articles in major newspapers, etc.	??
		5.2 Visibility in Public Discussions	* Number of reports, municipal programmes, etc.	??
		5.3 Visibility in National Academia	* Number of academic publications, theses, etc.	??
??	??	??	??	Bibliography ? ? ? ? ?

Secondaries

- Muslim Diaspora Factsheets - Tiering

The factsheets have been prepared for 48 countries

GROUPING UNDER TIERS OF 4

1st Tier: G8 countries,

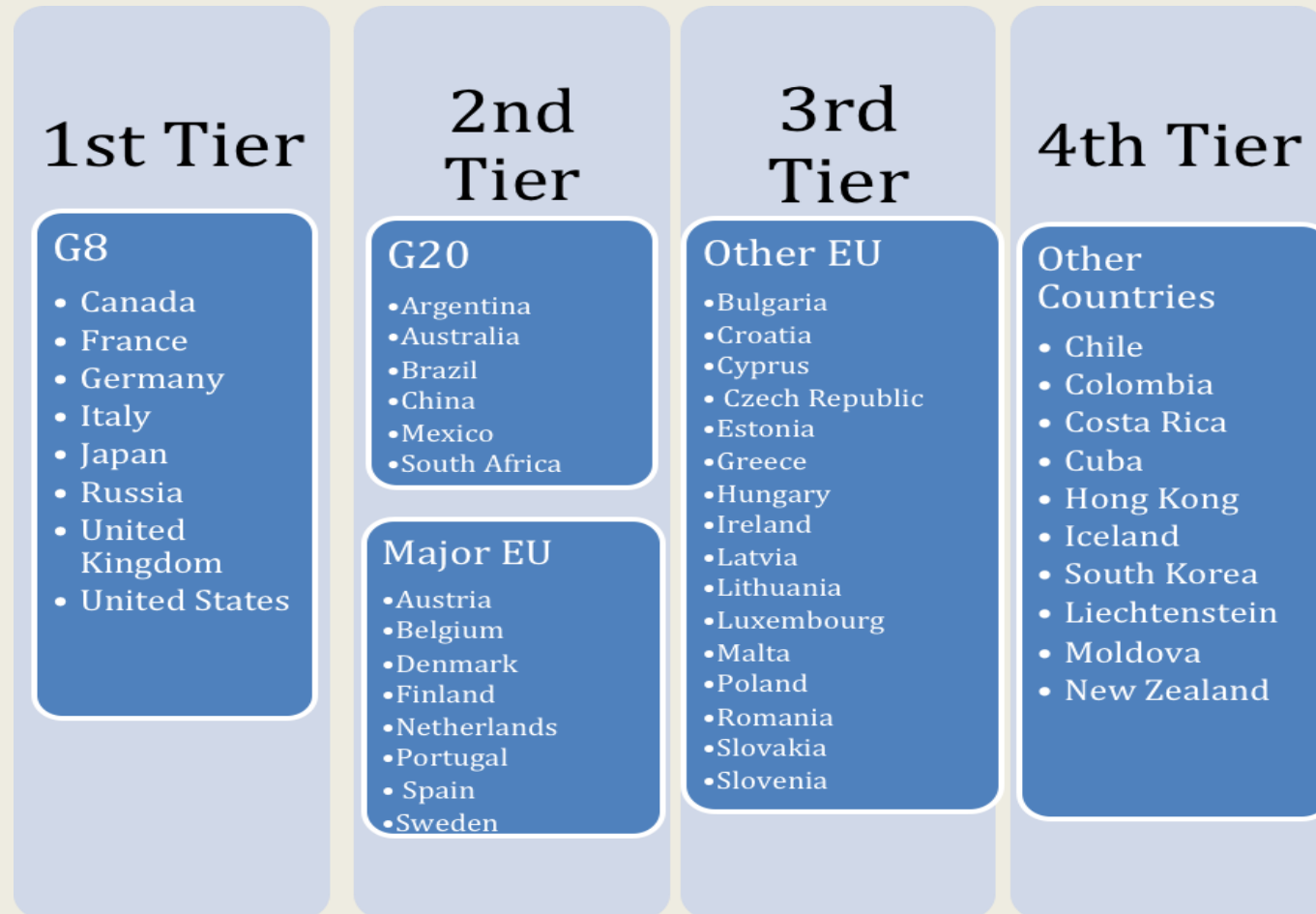
2nd Tier: G20 and non-G8/major EU countries

3rd Tier: remaining EU Countries

4th Tier: most non-Muslim Countries with fairly accessible data

Secondaries

- Muslim Diaspora Factsheets –Tiering



Secondaries

- Muslim Diaspora Factsheets - Tiering

The factsheets have been prepared for 48 countries

GROUPING UNDER TIERS OF 4

1st Tier: G8 countries,

2nd Tier: G20 and non-G8/major EU countries

3rd Tier: remaining EU Countries

4th Tier: most non-Muslim Countries with fairly accessible data

Glancing over the findings...

General: Estimate of the World Muslim population by continents

	Population	Muslim %	Muslims	Muslim Ratio%
Asia	4,184,149,728	27.44	1,148,173,347	69.38
Africa	1,031,761,881	43.33	447,042,815	27.01
Europe	734,602,633	6.74	49,545,462	2.99
Americas	939,510,388	1.03	9,704,062	0.59
Oceania	35,799,477	1.33	475,708	0.03
World	6,925,824,107	23.90	1,654,941,394	100
APGR %	1.194		1.705	

Source: Kettani, 2010 World Muslim Population, Table 7.4.

Glancing over the findings...

Estimate of the World Muslim population 2010 and 2020 by continent

	Total Population		Muslim Population		Muslim %	
	2010	2020	2010	2020	2010	2020
Asia	4,197,154,822	4,746,309,359	1,237,795,730	1,454,647,845	29.49	30.65
Africa	1,033,044,104	1,307,200,138	434,541,642	542,270,929	42.06	41.48
Europe	732,729,325	741,656,508	42,052,753	42,706,747	5.74	5.76
Americas	940,248,735	1,053,848,972	8,743,857	9,931,812	0.93	0.94
Oceania	28,911,730	32,467,153	473,154	528,015	0.28	0.25
World	6,932,088,715	7,881,482,130	1,723,607,136	2,050,085,347	24.86	26.01

Source: Kettani (2010), World Muslim Population 1950-2020

Glancing over the findings...

Distribution of countries with majority Muslim population.

Muslim Population	>90%	80% to 90%	70% to 80%	60% to 70%	50% to 60%	Total
Asia	17	5	3	2	1	28
Africa	14	1	2	1	2	20
Europe	1	-	1	-	-	2
Americas	-	-	-	-	-	-
Oceania	-	-	-	-	-	-
World	32	6	6	3	3	50
%	14.41	2.70	2.70	1.35	1.35	22.52

Source: Kettani, 2010 World Muslim Population

Glancing over the findings...

Distribution of World Muslim population living in majority Muslim countries.

Muslim Population	>90%	80 % to 90%	70 % to 80%	60% to 70%	50% to 60%	Total
Asia	641,143,181	234,650,093	15,827,673	17,135,850	2,384,821	911,141,617
Africa	219,228,326	8,751,836	34,627,152	9,860,995	6,202,760	278,671,068
Europe	1,609,567	-	2,216,928	-	-	3,826,495
Americas	-	-	-	-	-	-
Oceania	-	-	-	-	-	-
World	861,981,073	243,401,929	52,671,753	26,996,845	8,587,581	1,193,639,180
%	52.09	14.71	3.18	1.63	0.52	72.13

Source: Kettani, 2010 World Muslim Population.

Glancing over the findings...

Estimate of the World Muslim population from 2000 to 2075.

Year	Population	Muslim %	Muslims
2000	6,150,471,087	22.72	1,397,526,691
2010	6,925,824,107	23.90	1,654,941,394
2020	7,798,921,234	25.13	1,959,770,095
2030	8,782,084,481	26.43	2,320,746,124
2040	9,889,189,225	27.79	2,748,211,429
2050	11,135,860,028	29.22	3,254,412,872
2075	14,984,127,319	33.14	4,966,253,886

Source: Kettani, 2010 World Muslim Population

Glancing over the findings...

Country	Kettani (2010)		PEW (2009)		PEW (2016)	
	Total Muslim	% Muslim	Total Muslim	% Muslim	Total Muslim	% Muslim
USA	6,988,104	2.20	2,454,000	0.8	-	-
Russia	14,233,169	10.14	16,482,000	11.7	-	-
UK	2,475,971	4.0	1,647,000	2.7	4.130.000	6.3
Sweden	499,965	5.38	149,000	2.0	810.000	8.1
France	6,263,658	10.0	3,554,000	6.0	5.720.000	8.8
Italy	1,262,049	2.10	30.000	-	2.870.000	4.8
Denmark	202,807	3.7	88,000	2.0	310.000	2.7

Sources: Kettani (2010) Global Muslim Diaspora and PEW (2009) Mapping the Global Muslim Diaspora.

Glancing over the findings...

Average years of formal schooling among religious groups, by gender

Religious group	Average years of formal schooling	Men	Women	Women trail men by
Jews	13.4	13.4	13.4	0
Christians	9.3	9.5	9.1	0.4
Unaffiliated	8.8	9.2	8.3	0.8
Buddhists	7.9	8.5	7.4	1.1
Muslims	5.6	6.4	4.9	1.5
Hindus	5.6	6.9	4.2	2.7
Global Average	7.7	8.3	7.2	1.1

Data source: PEW 2016 Report on Religion and Education Around the World

Glancing over the findings...

The level of educational attainment by religion

Religious Group	No formal schooling	Primary schooling	Secondary schooling	Higher education
Jews	1	7	30	61
Unaffiliated	8	24	53	16
Christians	9	24	47	20
Buddhists	10	34	45	12
Muslims	36	27	29	8
Hindus	41	21	28	10
Global average	19	25	42	14

Source: PEW 2016 Report on Religion and Education Around the World

Glancing over the findings...

Mosques in Europe and USA				
Country	Muslim Population (million)	Number of Mosques	Potential number of Muslims per mosque	
Germany	3.2 - 3.4	2,600	1269	
France	4.2	2,100	1571	
UK	2.4	850-1,500	2824-1600	
Italy	1.3	764	1702	
Spain	0.8 - 1.0	668	1347	
Netherlands	1.0	432	2315	
Greece	0.2 - 0.3	< 400	625	
Portugal	0.04	33	1212	
Belgium	0.4 - 0.5	330	1364	
Sweden	0.4	> 50	8000	
Austria	0.3	> 200	1500	
Switzerland	0.4	> 100	4000	
Denmark	0.19	115	1652	
Finland	0.04	30-40	1143	
Norway	0.12	120	1000	
Bosnia and Herzegovina	1.5	1,867	803	
Europe	16.79	10,989	1528	
United States	5-6	1,643	3348	

Source: Ethnobarometer 2010 Report: *Mosques in Europe: Why a solution has become a problem*

Glancing over the findings...

Historical Background of Muslim Migration to Predominantly Non-Muslim Countries

- Great diversity
 - ✓ The **development level** of the country, which directly affects the living standards of the migrated Muslims
 - ✓ The **start date/era of Muslim migration**
 - ✓ The **“hospitality”** of the host country, i.e. the official trends on multiculturalism, which hindered or encouraged the Muslim migration

Glancing over the findings...

Legal and Political Context

- Diversity persists
 - ✓ The level of multiculturalism
 - A culturist statement, or
 - An official statement, or
 - A constitutional placement, or
 - A centerpiece of migration policies, or
 - None
 - ✓ Institutional Framework

Glancing over the findings...

Socio-economic Context

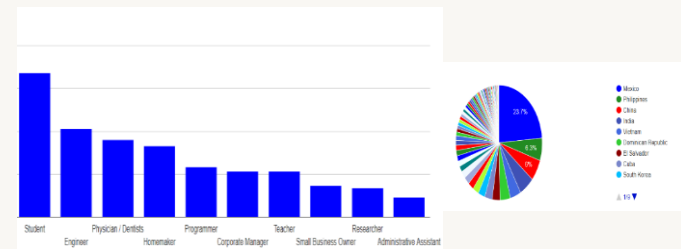
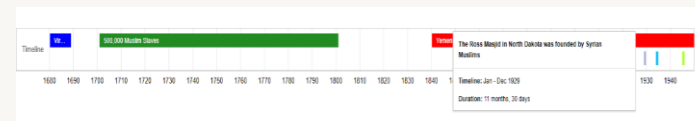
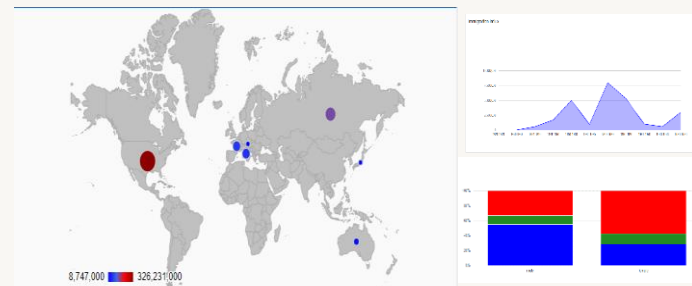
- What creates attraction
 - ✓ The level of development
 - ✓ Well-functioning economic and social structures
- Secondary data lacking precision on the sectors or annual salaries of Muslim migrants
- Muslim unemployment is higher in second and third tier more than the first
- Socio-economic organizations
 - ✓ First and Second tier - 'umbrella' organizations of several types Councils, Associations and Foundations
 - ✓ Third and Fourth tier – *etablis* status determines representation and integration level

GMD INTERACTIVE

GMD FINDINGS VISUALIZED

GMD'S INTERACTIVE PLATFORM

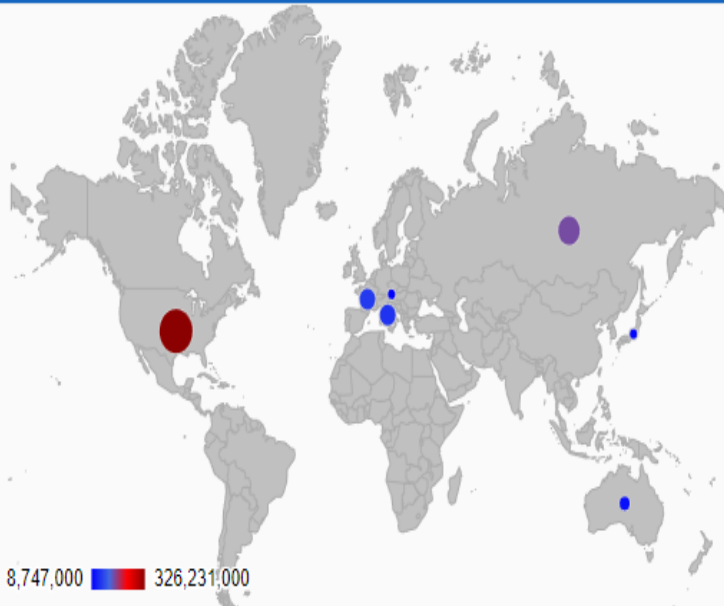
- An interactive platform has been built to provide a summarized information of the main findings of the Global Muslim Diaspora (GMD) project .
- The platform consists of an interactive map (*geochart*) and a page for each country.
- Each country page , or profile, consist of sections on demographics, statistics on Muslim communities, socio-economical status, education, and major figures and institutions serving the Muslim Diasporic community.
- Each section is accompanied by a summarizing graph – whenever applicable.
- The map was designed and developed by the IT team of SESRIC.
- The platform is currently in the beta version to be completed after the data collection and validation.



Sample Visualization Elements

FEATURES

The Global Muslim Diaspora Interactive Map (Beta) : Home Page



RESPONSIVE

Built mobile-first to work on all devices.



CSS



HTML



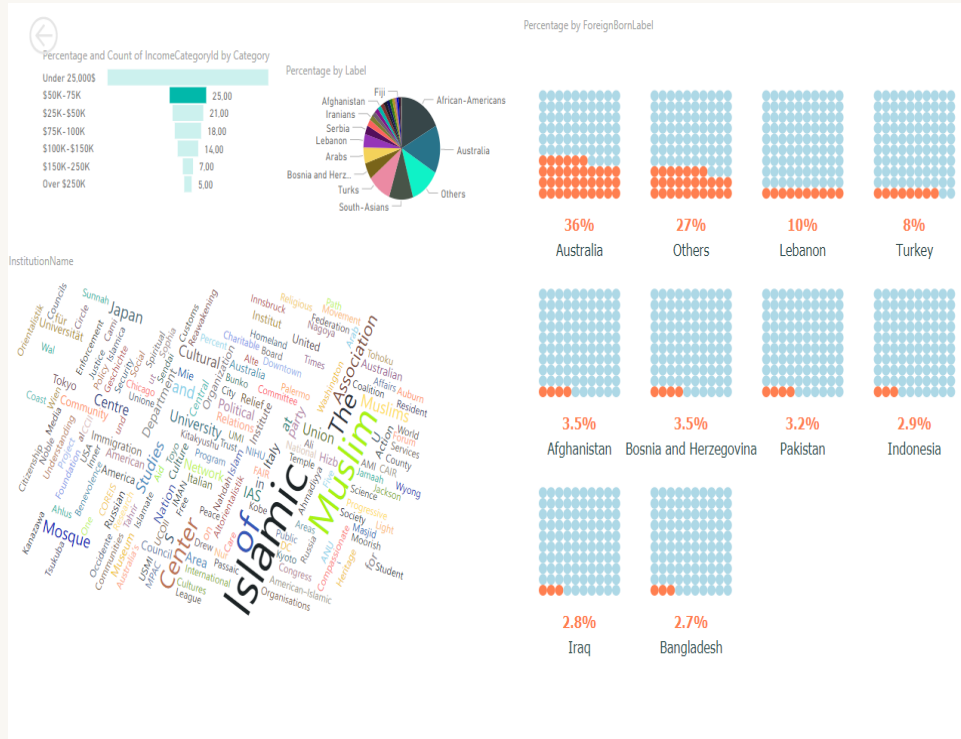
Microsoft®
.NET
MVC 5



LATEST WEB TECHNOLOGIES

Utilized latest technologies and visualization libraries

SAMPLES

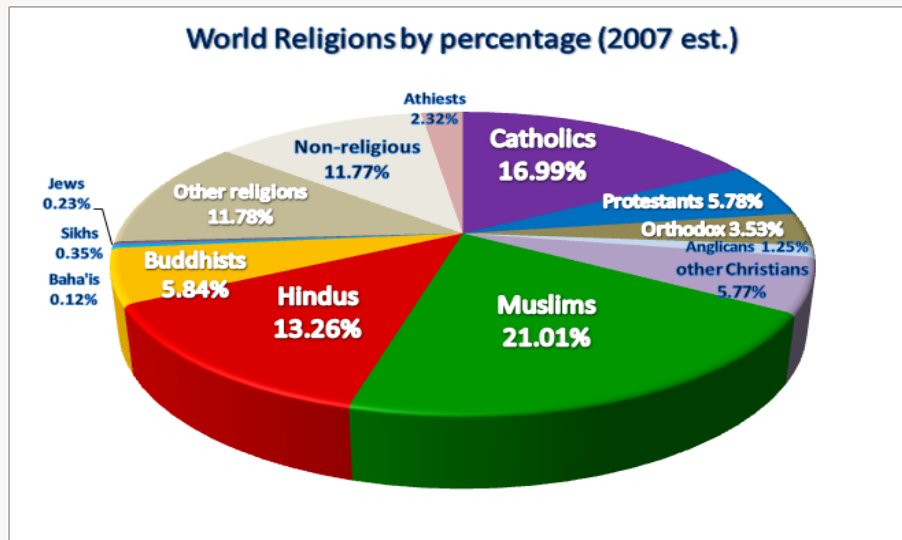


Sample Back-End Dashboard

RICH VISUALIZATIONS

It is all about data visualization

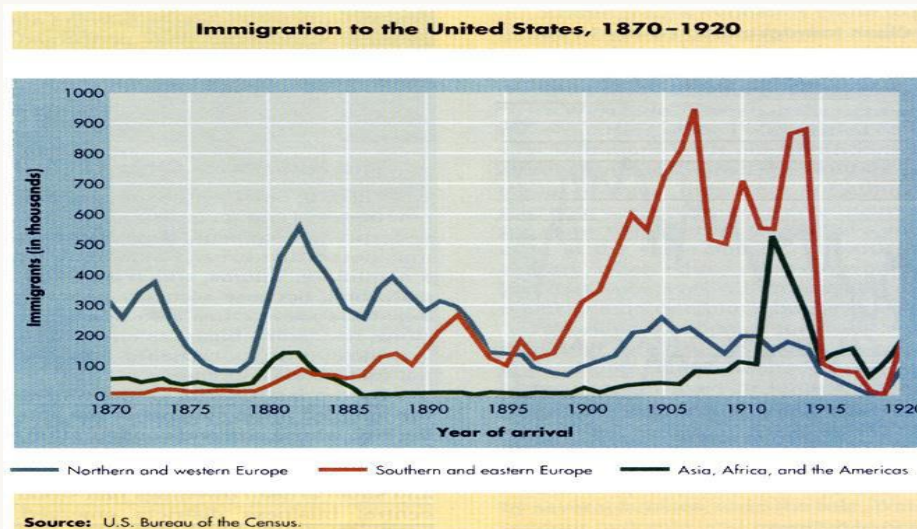
1. Main demographics of the host country:
To demonstrate the total population and total Muslim population (figures as indicated in the most recent studies). Also to include, whenever possible, data on other main immigrant communities. Visualized as pie chart.



RICH VISUALIZATIONS

It is all about data
visualization








2. History of Muslim Immigration into the given country: To clearly demonstrate the main waves and years of Muslim immigration into the host country. To also include, whenever possible and necessary, the main means and reasons for immigration, viz., colonial links, bilateral agreements, and the like. Visualized as area chart



RICH VISUALIZATIONS

It is all about data
visualization

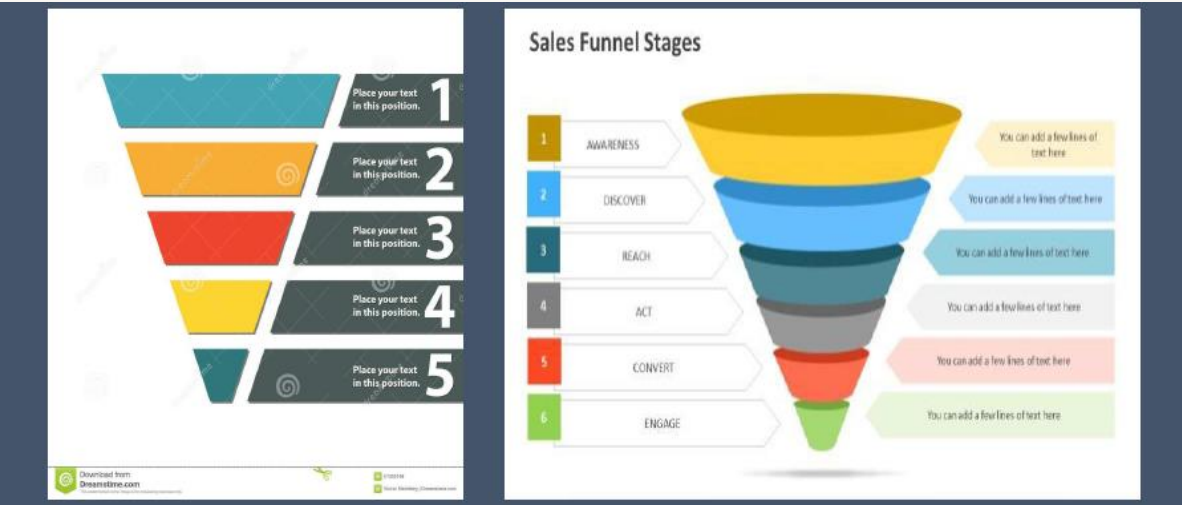
Main means and reasons for Muslim immigration to be demonstrated in relevant universal images and explained in a legend.

Colonial links (ex-colonial immigration)	Bilateral agreement	Educational and professional	Conflictual (war, refugees and asylum seekers)
			
Familial (reunifications)	Economic (job and work seeking)	Religious (sectarian conflict and other)	Other reasons
			

RICH VISUALIZATIONS

It is all about data
visualization

3. Sizes of Ethnic Groups within Muslim Community (Arabic, Turkish, Kurdish, Pakistani, etc.) or the sizes of Muslim groups in accordance with their countries of origin. Visualised as Funnel temple



RICH VISUALIZATIONS

It is all about data visualization

4. Legal and Political Context: Institutions and state departments, if there are any; major events and turning points (agreements, regulations, legislations, and the like) in the recognition, naturalisations, integration and institutionalisation of Muslims and other immigrant groups. Visualised as Timeline and Milestone Chart



RICH VISUALIZATIONS

It is all about data visualization

THANK YOU

**SESRIC GMD Research Team
Social Sciences University of
Ankara**
