



*Kementerian PPN/
Bappenas*

PROGRAM DAN KEGIATAN DEPUTI BIDANG PERUMAHAN SWADAYA TAHUN 2014



Today's Talk

Day Two – Session 2

- Background
 - Housings condition of the poor
 - Philosophy of the housing assistance
- Design of housing assistance
- Implementation

CONDITIONS OF THE POORS' HOUSINGS



MOST OF POOR'S HOUSINGS DO NOT MEET STANDARD



7,9 MILLION UNIT*


DO NOT MEET MINIMUM STANDARD



2,9 MILLION** URBAN



5,0 MILLION** RURAL



* SUMBER BPS 2010
** DIOLAH KEMENPERA 2012
(Berdasarkan jumlah penduduk miskin perkotaan dan perdesaan Data BPS Mei 2012)

HOUSEHOLDS DO NOT HAVE ADEQUATE TOILET

26,85 %

URBAN



57,27 %

RURAL

Sumber : BPS TAHUN 2012

NO CLEAN WATER



POOR HOUSEHOLDS
IN URBAN

61,89 %

55,94 %

POOR
HOUSEHOLDS
IN RURAL



Sumber : BPS TAHUN 2012

NO ELECTRICITY



IN URBAN

1,06%

14,58%

IN RURAL



Sumber : BPS TAHUN 2010

NO HOUSING CERTIFICATES



27,83 % URBAN



11,97 % RURAL

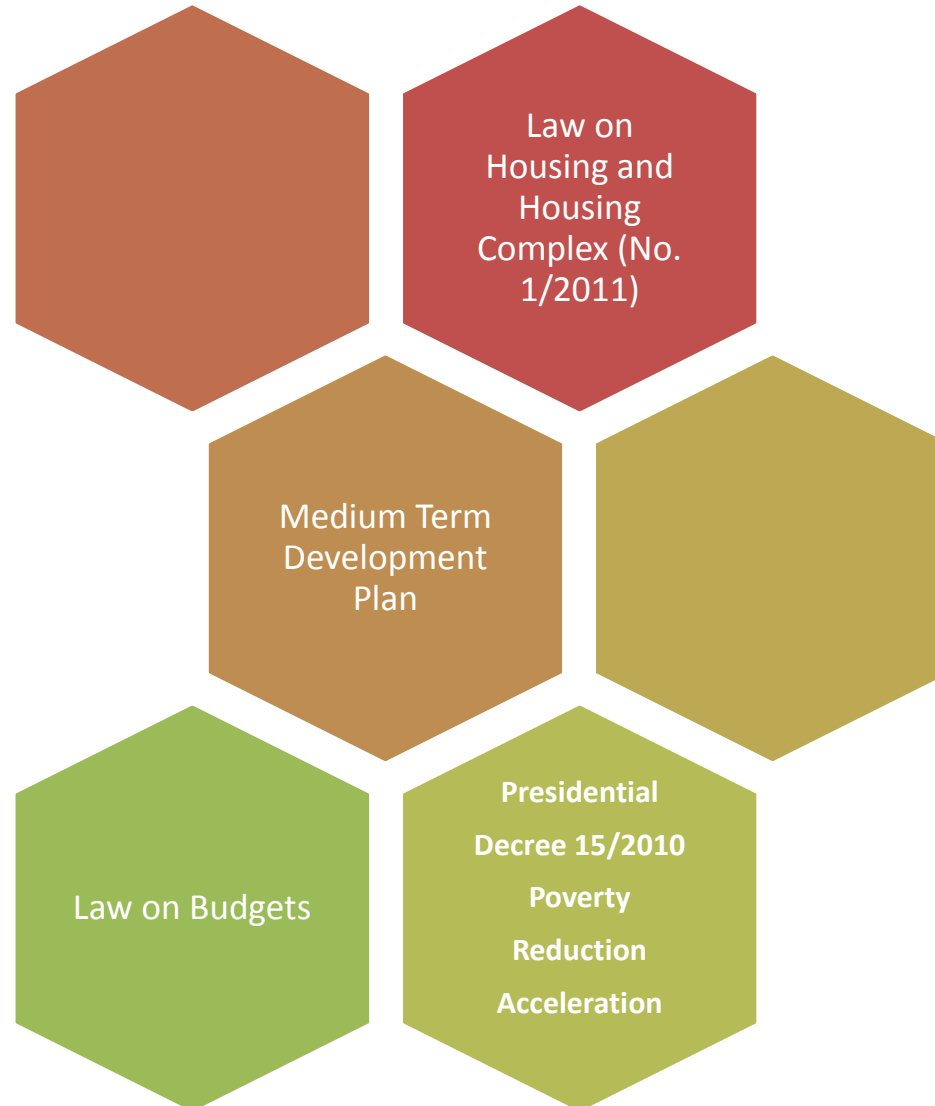


Sumber : BPS TAHUN 2012

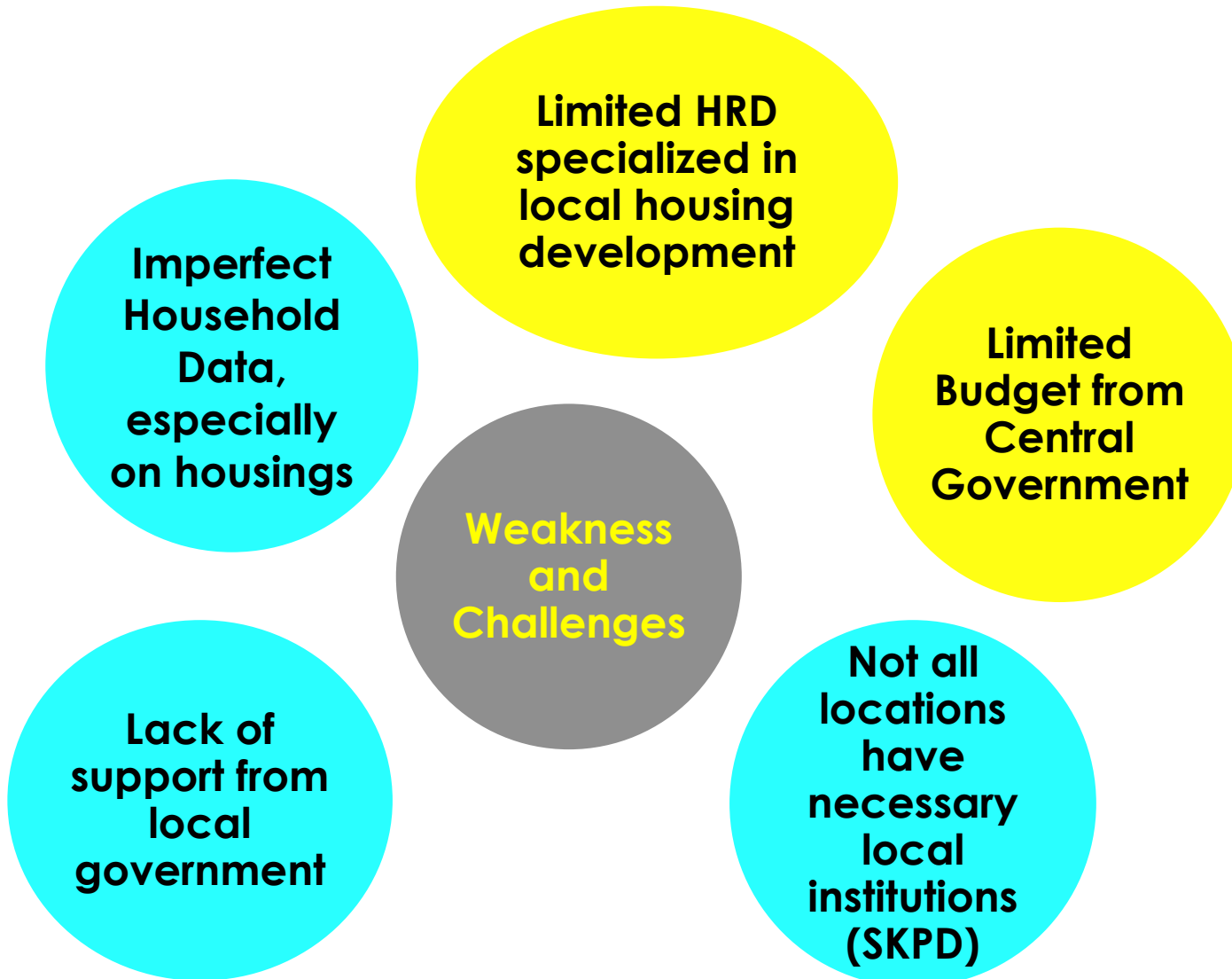


HOUSING ASSISTANCE PROGRAM

LEGAL ASPECTS



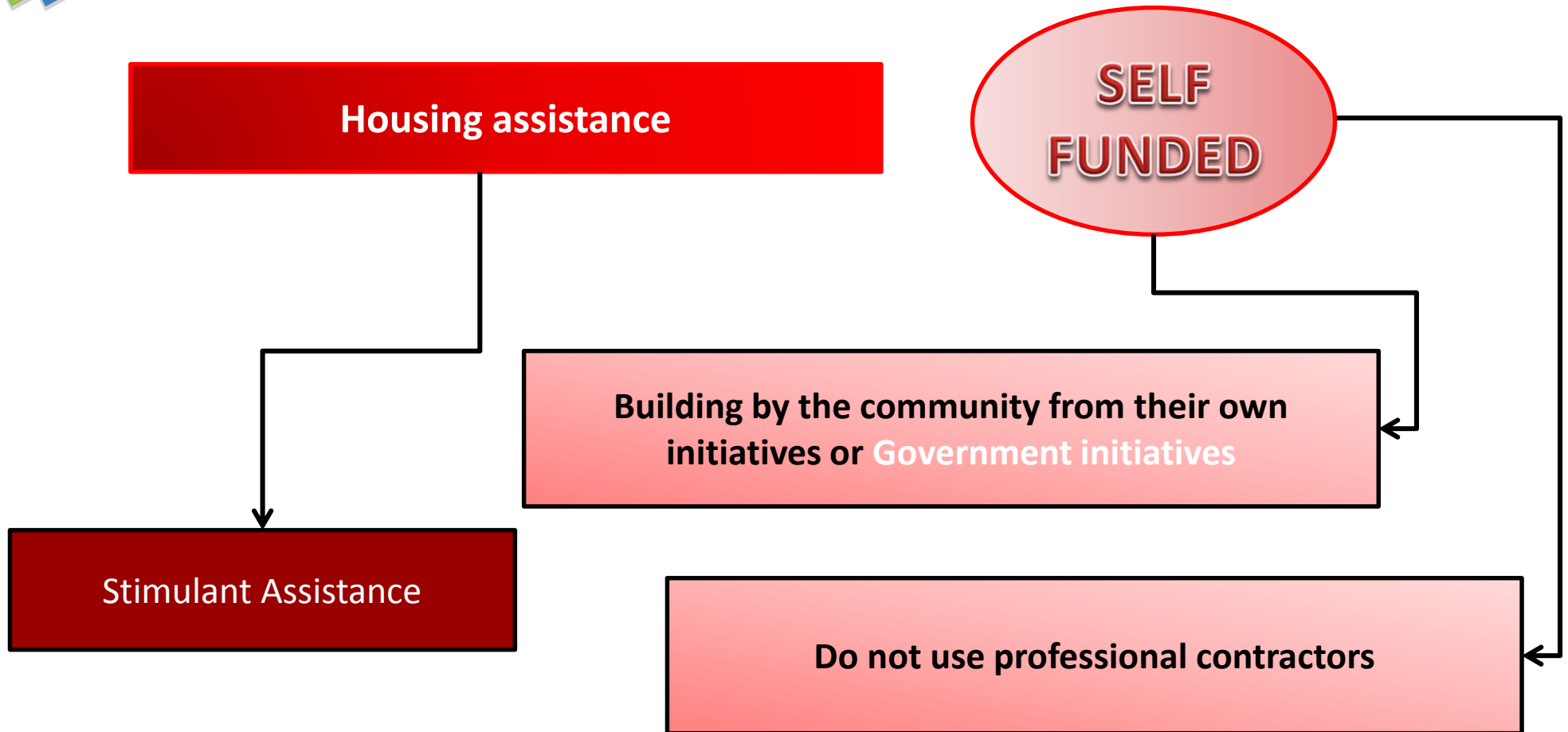
WEAKNESS AND CHALLENGES



STRATEGIES



MECHANISMS



UNIT COST

Unit Cost BPS 2012, 2013, and 2014

ACTIVITIES	2012	2013	2014
1. NEW BUILDINGS (PB)	Rp. 11.000.000	Rp. 15.000.000	-
2. SPECIFICATION CURRENT REHABILITATED HOUSINGS (PK)			
A. HEAVY REHABILITATION	-	-	Rp. 20.000.000
B. MEDIUM	Rp. 6.000.000	Rp. 7.500.000	Rp. 10.000.000
C. LIGHT	-	-	Rp. 5.000.000
D. PAPUA AND WEST PAPUA	-	Rp. 30.000.000	Rp. 40.000.000
3. PSU CONSTRUCTION	-	-	Rp. 4.000.000

DISTRICT OR CITIES CRITERIA

- Poverty level
- Disadvantage Regions

General
Criteria



- Under presidential directive

Specific Criteria



HOUSEHOLDS CRITERIA



Indonesian



**Have income
(steady or not)**



Family



Land owner



Own house



**Living in the house
(going to be
rehabilitated)**



**Never have similar
stimulant**



Poor HH



Strong willingness



**Priority to those
who get
Community
Empowerment**

FUNDING MECHANISM



1

Program
Socialisation



5

Transferring social assistance



2

Proposal from HH to
villages leader



6

Construction




3

Verification by the
local office



7

Monitoring



4

Determination of the
beneficiaries



8

Evaluation

SKPD : Satuan Kerja Perangkat Daerah

KPB : Kelompok Penerima Bantuan
TPM : Tenaga Pendamping Masyarakat

EXPECTED OUTPUTS

INTERVENT 8 OUT OF 15 POOR INDICATORS



AREA

RUANGAN $\geq 9M^2$ /ORANG



FLOOR

RABAT BETON, PLESTER HALUS



ROOF

SENG



WALLS

BATAKO,
PAPAN KELAS 3



ELECTRICITY

PLN /SOLAR CELL




TOILET

MEMILIKI WC/MCK
(Individual/Komunal)



DRINKING WATER

ADA AIR BERSIH
(Sumur Bor)



ASSET

MEMILIKI RUMAH DAN TANAH
BERSERTIPIKAT DENGAN NILAI > 6
JUTA

IMPLEMENTATION

Desa Sukamekarsari, Kab. Lebak

Desa Cilengkrang, Kab. Bandung Barat



Foto 0%

Foto 100%

Foto 0%

Foto 100%

Desa Mundu Pesisir, Kab. Cirebon

Desa Melati, Kabupaten Mojokerto



Foto 0%

Foto 100%

Foto 0%

Foto 100%

Desa Pegerluyung, Kab. Mojokerto

Desa Palasari, Kota Bandung



Foto 0%

Foto 100%

Foto 0%

Foto 100%

TERIMA KASIH





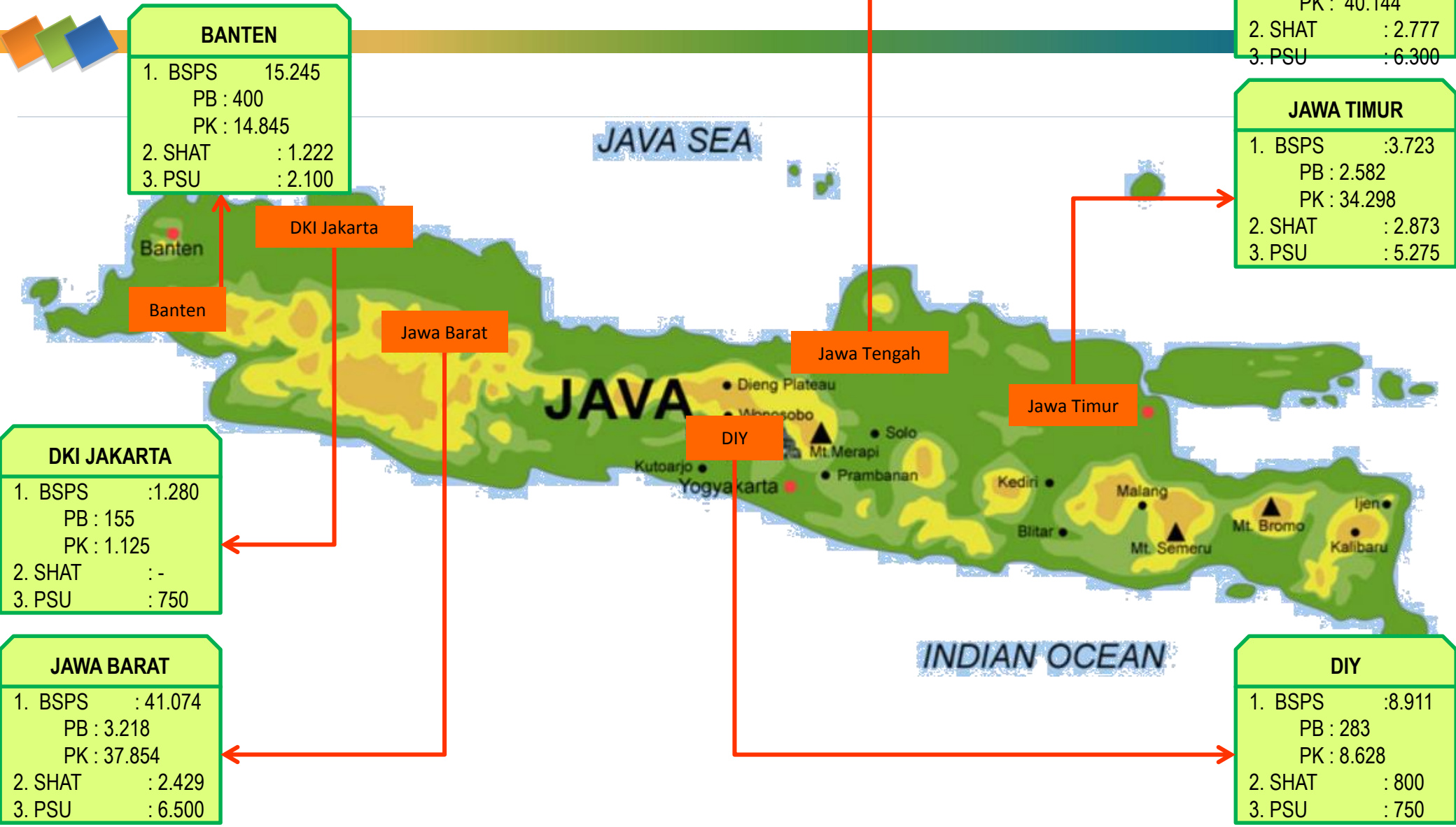
Kementerian PPN/
Bappenas



LAMPIRAN HOUSING ASSISTANCE 2010-2012 AND PLANNING IN 2014

REGIONAL JAWA

1. SEBARAN REALISASI KEGIATAN 2010-2012



2. RINCIAN REALISASI KEGIATAN 2010-2012

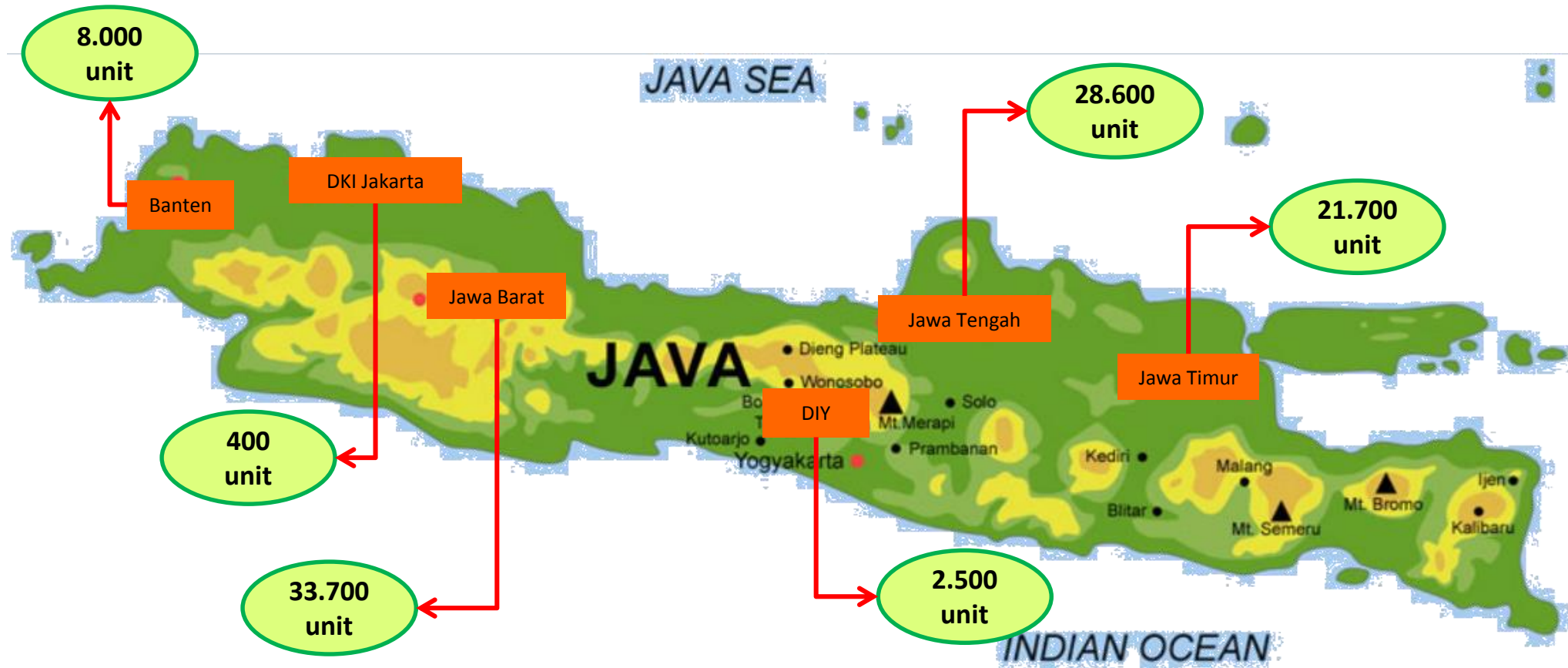
No	Provinsi	Tahun 2010							Tahun 2011						
		BSPS (unit)			SHAT		PSU		BSPS (unit)			SHAT		PSU	
		PB	PK	Kab/Kota	Bidang	Kab/Kota	Unit	Kab/Kota	PB	PK	Kab/Kota	Bidang	Kab/Kota	Unit	Kab/Kota
1	Banten	100	750	5	472	3	600	5	300	1.500	6	300	3	1.500	5
2	Jawa Barat	150	2.250	19	1.204	5	1.100	8	1.075	5.400	16	475	4	5.400	16
3	DKI Jakarta	-	350	4	-	-	200	2	-	550	1	-	-	550	1
4	Jawa Tengah	125	2.800	20	761	8	1.200	9	1.425	5.100	24	866	8	5.100	23
5	Jawa Timur	50	1.650	14	903	4	900	8	1.225	4.375	19	570	6	4.375	19
6	DIY	-	475	4	334	3	200	2	150	550	3	246	3	550	3
TOTAL		425	8.275	66	3.674	23	4.200	34	4.175	17.475	69	2.457	24	17.475	67



No	Provinsi	Tahun 2012					
		BSPS (unit)			SHAT		PSU (unit)
		PB	PK	Kab/Kota	Bidang	Kab/Kota	
1	Banten	-	12.595	5	450	2	-
2	Jawa Barat	1.993	30.206	20	750	3	-
3	DKI Jakarta	155	225	3	-	-	-
4	Jawa Tengah	2.278	32.244	24	1.150	5	-
5	Jawa Timur	1.307	28.273	18	1.400	5	-
6	DIY	133	7.603	5	300	1	-
TOTAL		5.866	111.146	75	4.050	16	-



ANCAR-ANCAR BSPS TAHUN 2014



Total ancar-ancar wilayah Jawa : 94.900 unit